

TIDAL CHANDELIER



# TIDAL CHANDELIER

MODEL NO: 10180X01

Hand-cast, sculpted glass crystal pieces suspended from curved metal stems flowing from a hand forged, organic mounting canopy

## AS SHOWN (IN PHOTO)

5 Piece "Low" - approx. dimensions 104"W x 70"D x 34"-36"H\*  
Glass - clear crystal  
Metal - brushed brass

## DIMENSIONS

Available in four sizes

3 Piece "High" - 3 glass pieces  
approx. dimensions 72"W x 58"D x 22"-24"H\*

3 Piece "Low" - 3 glass pieces  
approx. dimensions 72"W x 58"D x 34"-36"H\*

5 Piece "High" - 5 glass pieces  
approx. dimensions 104"W x 70"D x 22"-24"H\*

5 Piece "Low" - 5 glass pieces  
approx. dimensions 104"W x 70"D x 34"-36"H\*

Glass - large approx. 9.5"W x 8"H  
small approx. 8.5"W x 7"H

Glass dimensions may vary slightly due to sculpted process

\*Due to the sculpted process of the glass, the OAD will fall with the 2" range specified

## ELECTRICAL

25w incandescent bulb per socket included

4w LED alternative available

## AVAILABLE FINISHES

Glass - clear crystal, soft etched clear crystal

Hand-etched glass has naturally variegated surface

Metal - oil rubbed blackened steel, light oil rubbed blackened steel,  
brushed silver, brushed brass, oxidized brass

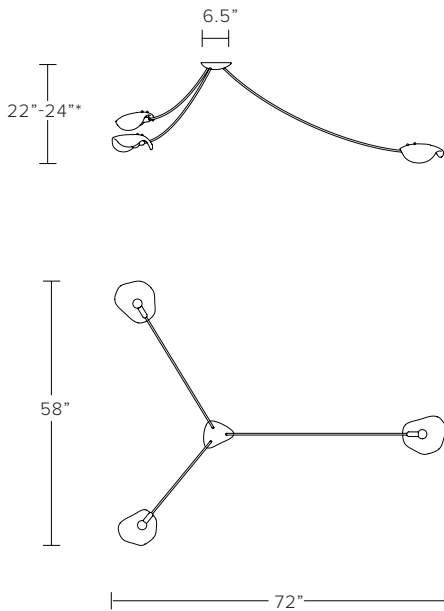
## ADDITIONAL NOTES

Lead time is 8-10 weeks, additional 2-3 weeks for premium finishes.

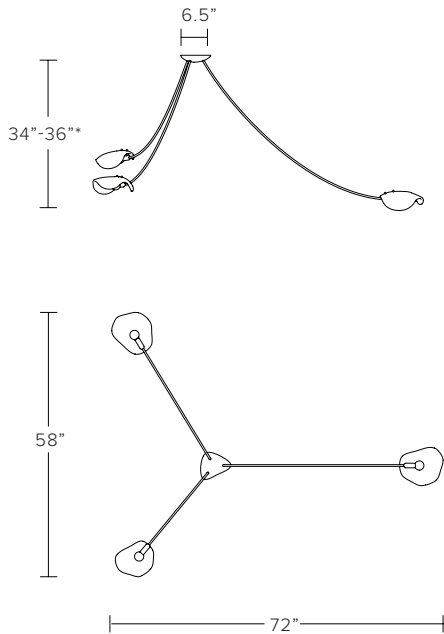
UL listed



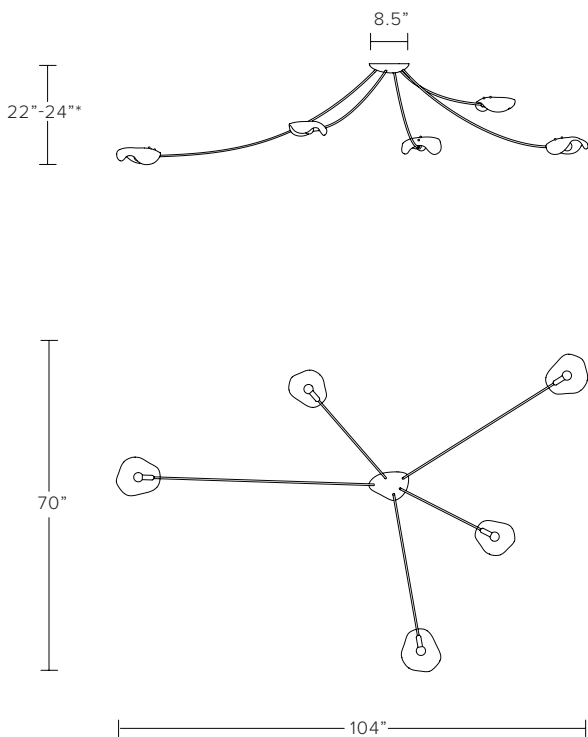
3 PIECE "HIGH", 72"W X 58"D X 22"-24"H\*



3 PIECE "LOW", 72"W X 58"D X 34"-36"H\*



5 PIECE "HIGH", 104"W x 70"D x 22"-24"H\*



5 PIECE "LOW", 104"W x 70"D x 34"-36"H\*

