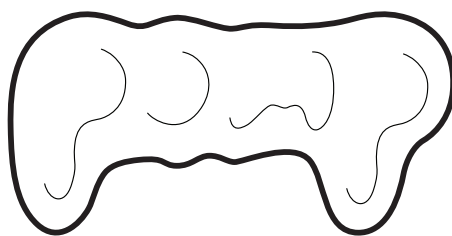




© 2022 JOHN POMP STUDIOS (U.S. PATENT NO. D896,433)



CALLA CHANDELIER

CALLA CHANDELIER

MODEL NO 10050X01

Hand-blown, sculpted glass crystal pieces suspended from an adjustable solid brass armature

AS SHOWN (IN PHOTO)

6 glass pieces, 3 tiers - approx. dimensions 70"W x 52"D* x 12"H
Glass - smoke with iridescence
Metal - oil rubbed blackened steel

DIMENSIONS

Available in three sizes:

4 glass pieces, 2 tiers - approx. dimensions 60"W x 48"D* x 9"H
6 glass pieces, 3 tiers - approx. dimensions 70"W x 52"D* x 12"H
8 glass pieces, 4 tiers - approx. dimensions 80"W x 66"D* x 14.5"H

*Arms can be rotated around center, allowing the fixture to be displayed in various arrangements, which will affect the overall width.

Glass - large approx. 12"W x 9"D x 3"H
small approx. 9"W x 7"D x 3"H

Glass dimensions may vary slightly due to sculpted process

ELECTRICAL

6w incandescent bulb per socket included

AVAILABLE FINISHES

Glass - clear crystal, olivine, opaline, sepia, smoke, topaz, gold leaf

Glass finish - standard, with iridescence, soft etched

Metal - satin brass (standard), oxidized brass, satin nickel, oil rubbed blackened steel or light oil rubbed blackened steel

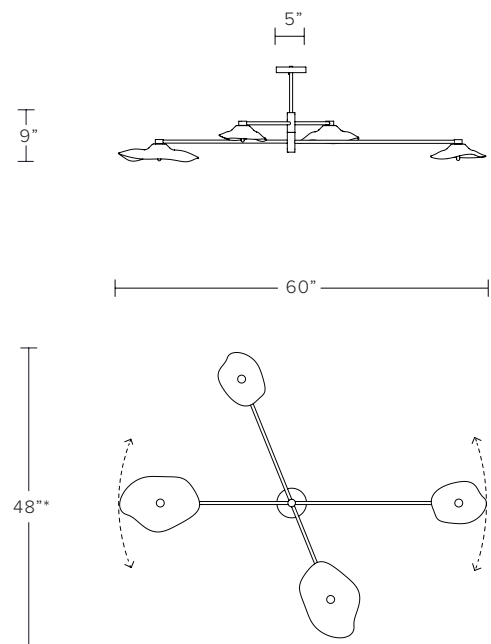
ADDITIONAL NOTES

Lead time is 10-12 weeks, additional 2-3 weeks for premium glass colors. This fixture has minimum OAD requirements - please contact us for additional information.

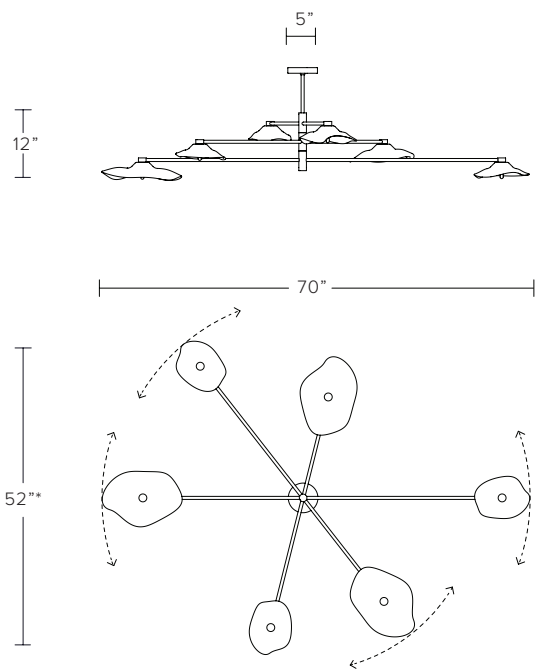
UL listed



4 PIECE, 2 TIER 60"W X 48"D* X 9"H



6 PIECE, 3 TIER 70"W X 52"D* X 12"H



8 PIECE, 4 TIER 80"W X 66"D* X 14.5"H

