

COLLECTIONS

JOHN POMP STUDIOS

John Pomp is a design-driven artisan manufacturer focused on creating abstracted organic works of furniture and lighting. Inspired by elemental materials in transitory states and informed by almost otherworldly natural phenomena, John Pomp's work combines molten glass, warped metal, and refracted light to create imaginative, organic forms. Led by designer, artist, and glassblower John Pomp with his partner Anne, a team of over 50 creatives design and make each piece from concept to completion in-house. With a sculptural, experimental approach to design, the work develops through a non-linear process explored through various methods, including abstract glass studies, organic form generating, and process discovery. This approach leads to a designed process rather than a product. Each piece is made from scratch in their 65,000 sqft Philadelphia studio using a combination of modern techniques and old-world craftsmanship.

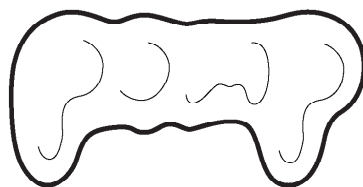
TABLE OF CONTENTS

PRODUCT TEARSHEETS

Infinity Chandelier	6	Stites Rectangular Cocktail Table	104
Rockedge Chandelier	8	Rondelle Side Table	106
Ostrea Chandelier	10	Rondelle Console Table	108
Jules Chandelier	12	Rondelle Credenza	110
Calla Mobile	14	Rondelle Armoire	114
Calla Chandelier	18	Bethlehem Credenza	116
Calla Pendant	22	Bonham Chair and Ottoman.....	118
Radiant Mobile	24	Caldera Side Table	120
Radiant Cascading Pendant	28	Caldera Console	122
Radiant Chandelier	30	Caldera Coffee Table	124
Radiant Sconce	32	Rift Table	126
Radiant Flushmount	34	Rift Chair	128
Radiant Pendant	36	Rift Lounge Chair	130
Radiant Floor Lamp	38	Rift Bench	132
Drift Lighting System	40	Warp Console	134
Drift Sconce	44	Warp Coffee Table	136
Drift Table Lamp	46	Warp Stool	138
Tidal Chandelier	48	Warp Dining Table	140
Tidal Side Table	52	Monolith Circular Dining Table	142
Tidal Console	54	Monolith Rectangular Dining Table	146
Tidal Rectangular Table	56	Monolith Stool	150
Tidal Cocktail Table	58	Monolith Bench	152
Moon Orchid Cascading Pendant	60	Drop Strap/Straight Strap Rippled Mirror	154
Moon Orchid Crest Sconce	62	Fairmount Mirror	156
Moon Orchid Sconce	64	Warp Mirror	158
Matter Chandelier	66	Warp Round Mirror	160
Matter Ring Chandelier	68	Swell Mirror	162
Matter Pendant	72		
Matter Sconce	74		
Clear Band Pendant	76		
Infinity Pendant	78		
Optic Marble Pendant	80		
Spun Thread Pendant	82		
Eclipse Pendant	84		
Clear Band Sconce	86		
Infinity Sconce	88		
Optic Marble Sconce	90		
Spun Thread Sconce	92		
Lumenariums	94		
Clear Band Floor Lamp	96		
Droplet Side Table	98		
Stites Side Table	100		
Stites Circular Cocktail Table	102		

RESOURCES

Bulb Replacement Guide	164
Care and Maintenance Guide	165
Terms and Conditions	166



INFINITY CHANDELIER



INFINITY CHANDELIER

MODEL NO: 10210201

30-35 pieces of hand blown, sculpted glass crystal within a handcrafted metal frame in a two-way mirrored enclosure

AS SHOWN (IN PHOTO)

Glass - clear

Metal - light oil rubbed blackened steel

DIMENSIONS

48"W x 16"D x 16"H

AVAILABLE FINISHES

Glass colors - clear crystal, olivine*, opaline*, sepia*, smoke*, topaz*, gold leaf*

Glass finish - standard, with iridescence, soft etched

Metal - oil rubbed blackened steel, light oil rubbed blackened steel, satin nickel, satin brass, oxidized brass, antique brass, oil rubbed bronze

ELECTRICAL

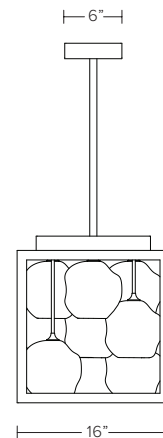
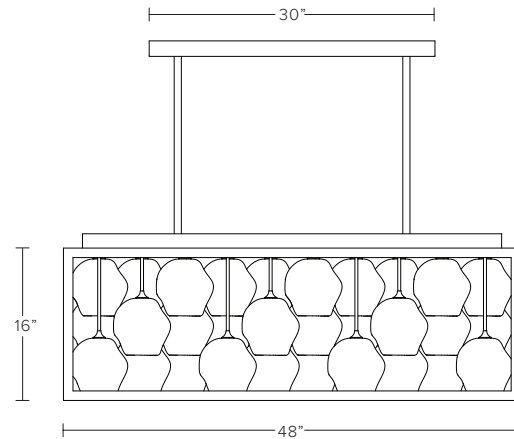
6W incandescent bulb included

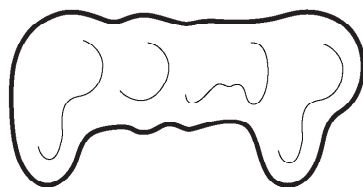
2W LED alternative available

ADDITIONAL NOTES


General lead time for standard finishes is 10-12 weeks. Updated lead times provided at time of formal quoting.

UL listing not available





ROCK EDGE CHANDELIER



ROCK EDGE CHANDELIER

MODEL NO: 10020X01

Hand cast, sculpted glass crystal pieces suspended from a two-tiered circular metal frame with mounting canopy and bottom mounted acrylic diffuser

AS SHOWN (IN PHOTO)

48"W x 12"H

Glass - clear with iridescence

Glass Style - rock edge

Metal - brushed silver

Diffuser - rock edge

DIMENSIONS

Available in four sizes

30"W x 12"H; approx. 32 pieces of glass crystal

36"W x 12"H; approx. 40 pieces of glass crystal

42"W x 12"H; approx. 46 pieces of glass crystal

48"W x 12"H; approx. 54 pieces of glass crystal

Glass dimensions may vary slightly due to handmade process

AVAILABLE FINISHES

Glass Crystal colors - clear

Glass Crystal finish - standard, with iridescence

Glass style - rock edge glass or ostrea glass

Metal - oil rubbed blackened steel, light oil rubbed blackened steel, brushed silver*, brushed brass*, oxidized brass*

Diffuser - rock edge style diffuser, ostrea style diffuser

ELECTRICAL

Incandescent bulb included per socket (5)

30" od / 36" od - 60W

42" od / 48" od - 75W

LED alternative available

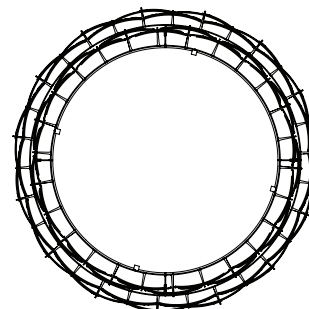
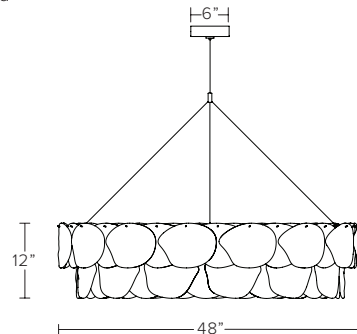
30" od / 36" od - 2W

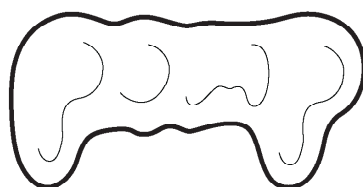
42" od / 48" od - 4W

ADDITIONAL NOTES

General lead time for standard finishes is 8-10 weeks. Updated lead times provided at time of formal quoting. This fixture has minimum OAD requirements - please refer to price guide for additional information

UL listed





OSTREA CHANDELIER



OSTREA CHANDELIER

MODEL NO: 1020101

Hand cast, sculpted glass crystal pieces suspended from a three-tiered rectangular metal frame with four point aircraft cable suspension, mounting canopy, and bottom mounted acrylic diffuser

AS SHOWN (IN PHOTO)

68"W x 25.5"D x 15"H

Glass - clear

Metal - brushed silver

Diffuser - ostrea

DIMENSIONS

Available in three sizes

41"W x 25.5"D x 15"H

54"W x 25.5"D x 15"H

68"W x 25.5"D x 15"H

Glass dimensions may vary slightly due to sculpted process

AVAILABLE FINISHES

Glass Crystal colors - clear

Glass Crystal finish - standard, with iridescence

Glass style - rock edge glass or ostrea glass

Metal - oil rubbed blackened steel, light oil rubbed blackened steel, brushed silver*, brushed brass*, oxidized brass*

Diffuser - rock edge style diffuser, ostrea style diffuser

*premium finish - refer to price guide for additional charges

ELECTRICAL

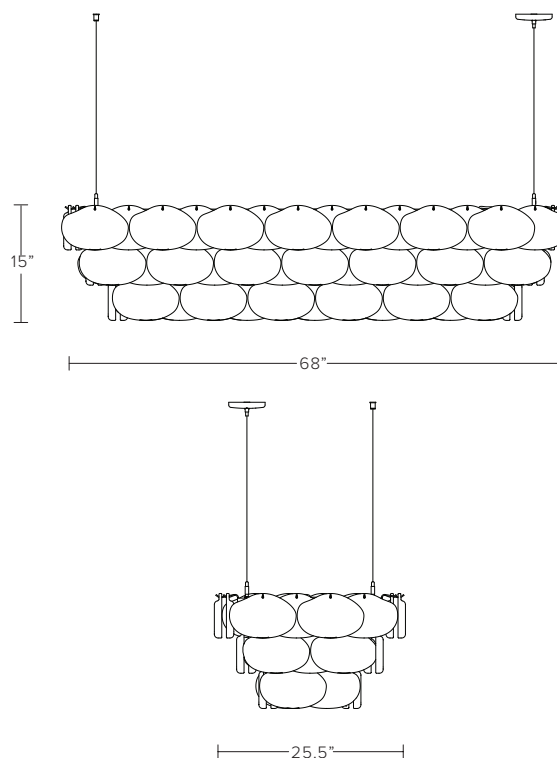
60W incandescent bulb included per socket

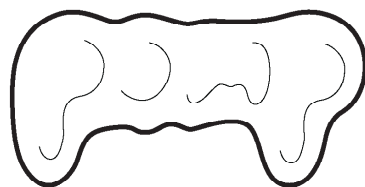
5W LED alternative available

ADDITIONAL NOTES

General lead time for standard finishes is 8-10 weeks. Updated lead times provided at time of formal quoting. This fixture has minimum OAD requirements - please refer to price guide for additional information

UL listed





JULES CHANDELIER



JULES CHANDELIER

MODEL NO: 10040X01

Hand cast, sculpted glass crystal pieces suspended from a three-tiered elliptical metal frame with four point aircraft cable suspension, mounting canopy, and bottom mounted acrylic diffuser

AS SHOWN (IN PHOTO)

77"W x 31.5"D x 20.5"H

Glass - clear

Metal - satin silver

DIMENSIONS

Available in three sizes:

57"W x 31.5"D x 20.5"H; approx. 66 pieces of glass crystal

67"W x 31.5"D x 20.5"H; approx. 78 pieces of glass crystal

77"W x 31.5"D x 20.5"H; approx. 90 pieces of glass crystal

Glass dimensions may vary slightly due to sculpted process

AVAILABLE FINISHES

Glass Crystal Color - clear

Metal - oil rubbed blackened steel, light oil rubbed blackened steel, satin nickel, satin brass

ELECTRICAL

60W incandescent bulb per socket included

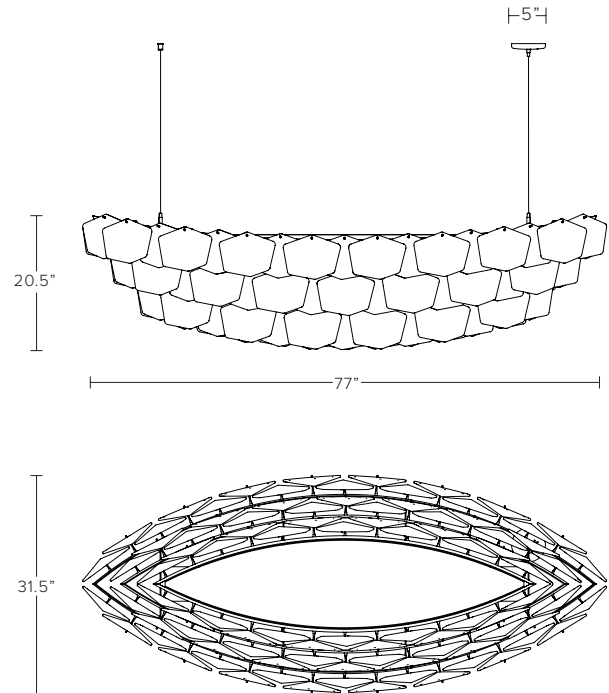
5W LED alternative available

57"L - 4 bulbs / 67"L - 5 bulbs / 77"L - 6 bulbs

ADDITIONAL NOTES

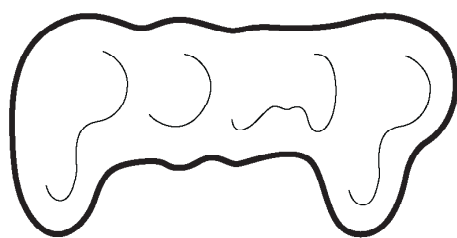
General lead time for standard finishes is 10-12 weeks. Updated lead times provided at time of formal quoting. This fixture has minimum OAD requirements - please refer to price guide for additional information.

UL listed





©2023 JOHN POMP STUDIOS (U.S. PATENT NO. D862,767)



CALLA MOBILE



CALLA MOBILE

MODEL NO: 10050XXX

Hand blown, sculpted glass crystal pieces balanced from a solid brass mobile

AS SHOWN (IN PHOTO)

9 glass pieces - approx. dimensions 120"W x 84"D
Glass - clear with iridescence
Metal - oxidized brass
Cordage - black

DIMENSIONS

Available in four sizes:

3 glass pieces - approx. dimensions 60"W x 36"D
5 glass pieces - approx. dimensions 84"W x 48"D
7 glass pieces - approx. dimensions 108"W x 60"D
9 glass pieces - approx. dimensions 120"W x 84"D

Glass - 12"W x 9"D x 3"H

ELECTRICAL

6W incandescent bulb per socket included

AVAILABLE FINISHES

Glass Crystal Color - clear, olivine*, opaline*, sepia*, smoke*, topaz*, gold leaf*

Glass Crystal Finish - standard, soft etched, with iridescence

Metal - brushed brass, oil rubbed blackened steel*, light oil rubbed blackened steel*, brushed silver*, oxidized brass*

Cordage - black, gold, silver

*premium finish - refer to price guide for additional charges

ADDITIONAL NOTES

General lead time for standard finishes is 10-12 weeks. Updated lead times provided at time of formal quoting. This fixture has minimum OAD requirements - please refer to price list for additional information

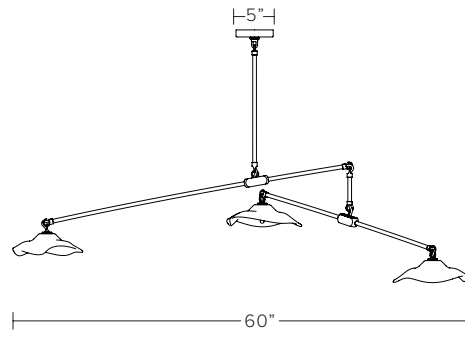
As per design intent, fixture may balance at angles different from what is shown and arms will reposition slightly if contact is made.

All dimensions listed are approximate and should be considered +/- 6".

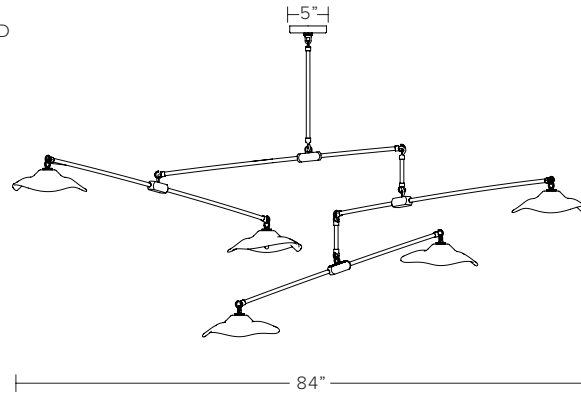
UL listed



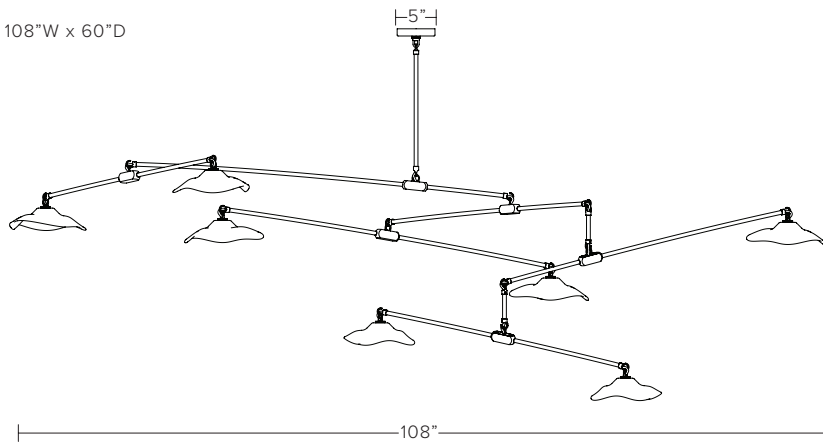
3 PIECE, 60"W x 36"D



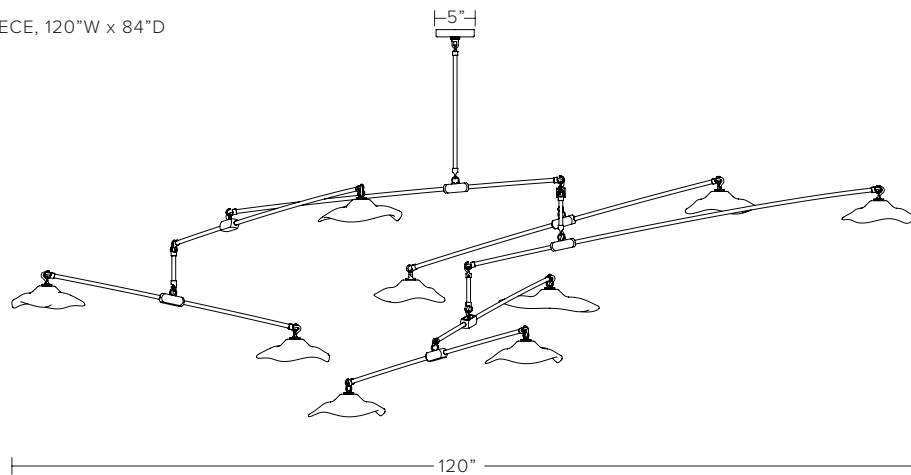
5 PIECE, 84"W x 48"D



7 PIECE, 108"W x 60"D

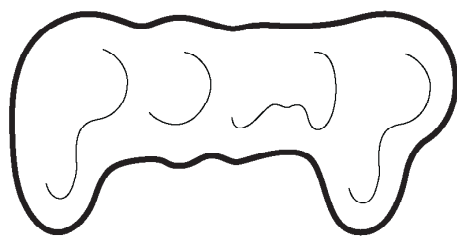


9 PIECE, 120"W x 84"D





©2023 JOHN POMP STUDIOS (U.S. PATENT NO. D896,433)



CALLA CHANDELIER



CALLA CHANDELIER

MODEL NO: 1 10050X01

Hand blown, sculpted glass crystal pieces suspended from an adjustable solid metal armature

AS SHOWN (IN PHOTO)

6 glass pieces, 3 tiers - approx. dimensions 70"W x 52"D* x 12"H

Glass - smoke with iridescence

Metal - oil rubbed blackened steel

DIMENSIONS

Available in three sizes:

4 glass pieces, 2 tiers - approx. dimensions 60"W x 48"D* x 9"H

6 glass pieces, 3 tiers - approx. dimensions 70"W x 52"D* x 12"H

8 glass pieces, 4 tiers - approx. dimensions 80"W x 66"D* x 14.5"H

*Arms can be rotated around center, allowing the fixture to be displayed in various arrangements, which will affect the overall width.

Glass - large approx. 12"W x 9"D x 3"H

small approx. 9"W x 7"D x 3"H

glass dimensions may vary slightly due to sculpted process

ELECTRICAL

6W incandescent bulb per socket included

AVAILABLE FINISHES

Glass Crystal Color - clear, olivine*, opaline*, sepia*, smoke*, topaz*, gold leaf*

Glass Crystal Finish - standard, soft etched, with iridescence

Metal - brushed brass, oil rubbed blackened steel*, light oil rubbed blackened steel*, brushed silver*, oxidized brass*

*premium finish - refer to price guide for additional charges

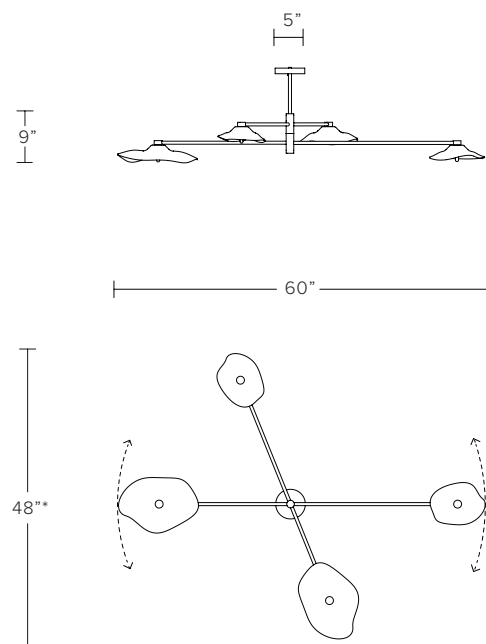
ADDITIONAL NOTES

General lead time for standard finishes is 10-12 weeks. Updated lead times provided at time of formal quoting. This fixture has minimum OAD requirements - please refer to price list for additional information

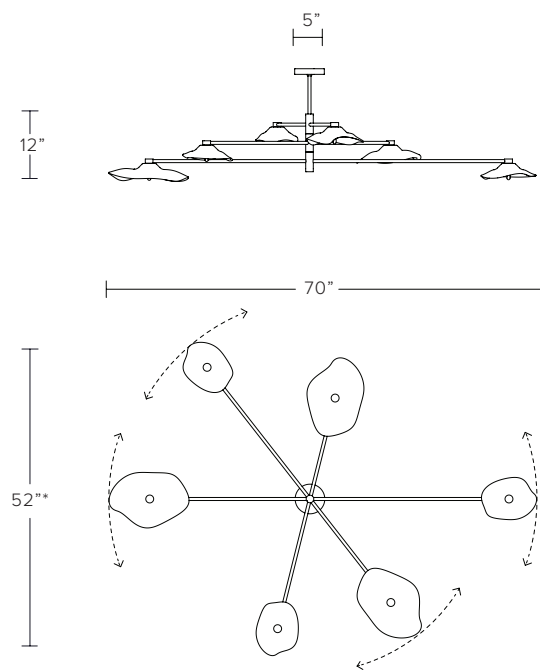
UL listed



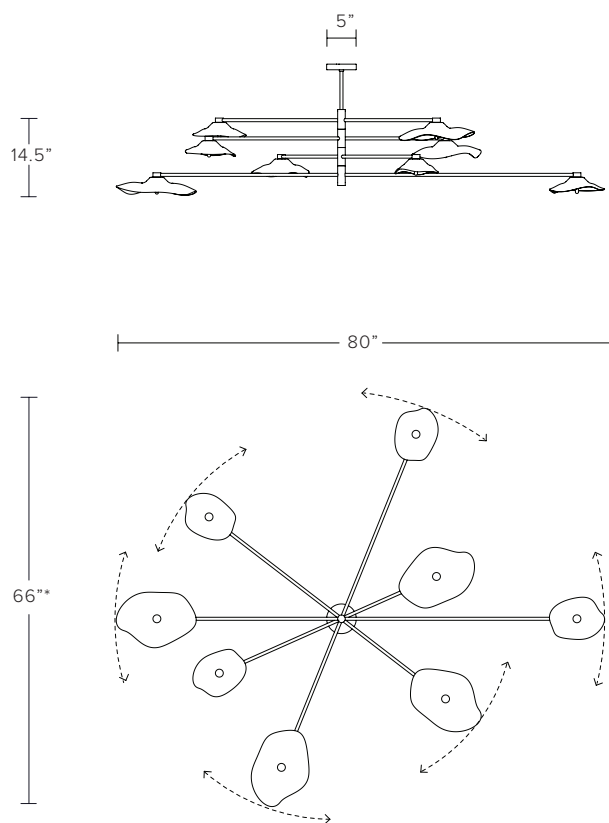
4 PIECE, 2 TIER 60"W X 48"D* X 9"H



6 PIECE, 3 TIER 70"W X 52"D* X 12"H

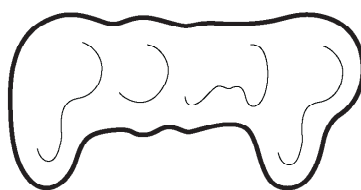


8 PIECE, 4 TIER 80"W X 66"D* X 14.5"H






© 2023 JOHN POMP STUDIOS (U.S. PATENT NO. D896,433)



CALLA PENDANT



CALLA PENDANT

MODEL NO: 300017XX, 300018XX

Hand blown, sculpted glass crystal pieces suspended from rigid stems.

AS SHOWN (IN PHOTO)

Glass - clear with iridescence

Metal - satin brass

DIMENSIONS

Available in 2 sizes

Large - 12"W x 9"D x 3"H

Small - 9"W x 7"D x 3"H

glass dimensions may vary slightly due to sculpted process

CONFIGURATIONS

Standard 5" diameter canopy provided per pendant with custom canopies and stem lengths available - pricing upon request

Various canopy and pendant/cluster configurations available - please contact us for more information

AVAILABLE FINISHES

Glass Crystal Color - clear, olivine*, opaline*, sepia*, smoke*, topaz*, gold leaf*

Glass Crystal Finish - standard, soft etched, with iridescence

Metal - satin brass (standard), oxidized brass, satin nickel, oil rubbed blackened steel, light oil rubbed blackened steel

*premium finish - refer to price guide for additional charges

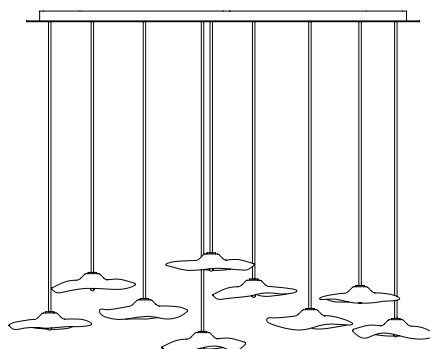
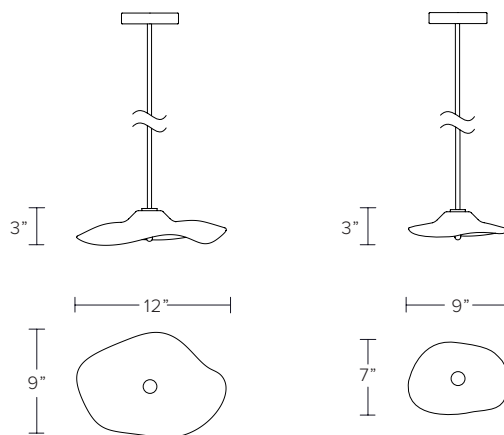
ELECTRICAL


6W incandescent bulb per socket included

ADDITIONAL NOTES


General lead time for standard finishes is 8-10 weeks. Updated lead times provided at time of formal quoting.

UL listed





RADIANT MOBILE



RADIANT MOBILE

MODEL NO: 10070X01

Hand poured, rippled glass crystal puddles suspended on custom-machined hardware and rigid, linear structure, illuminated by integrated, refracting light.

AS SHOWN (IN PHOTO)

6 glass pieces, 3 tiers - approx. dimensions 60"W x 60"D x 31"H

Glass - clear with iridescence

Metal - oil rubbed blackened steel

DIMENSIONS

Available in four sizes:

4 glass pieces, 2 tiers - approx. dimensions 48"W x 48"D x 18"H

4 glass pieces, 2 tiers - approx. dimensions 72"W x 36"D x 18"H

6 glass pieces, 3 tiers - approx. dimensions 60"W x 60"D x 25.5"H

6 glass pieces, 3 tiers - approx. dimensions 84"W x 48"D x 25.5"H

Glass - large approx. 12.5"W x 11.5"D x .75"H

small approx. 11"W x 10"D x .75"H

Glass dimensions may vary slightly due to hand poured process

ELECTRICAL

Integrated LED

2700K, 2W per glass, 50,000hrs average life

Driver onboard

120-277VAC universal input

Dimmable: Triac, ELV, 0-10V

Requires 4" x 2-1/8"D octagon junction box

AVAILABLE FINISHES

Glass Crystal Color - clear

Glass Crystal Finish - standard or with iridescence

Metal - oil rubbed blackened steel, light oil rubbed blackened steel, burnished silver, brushed silver, brushed brass*, oxidized brass*

*premium finish - refer to price guide for additional charges

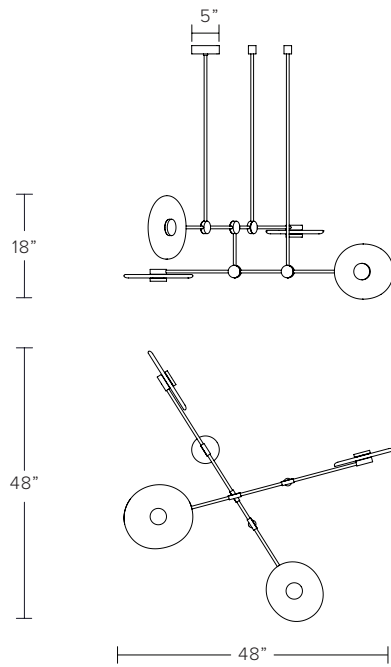
ADDITIONAL NOTES

General lead time for standard finishes is 8-10 weeks. Optional 4-6 week lead time available for standard finishes. Updated lead times provided at time of formal quoting. Covered by EU, UK, and Chinese design registrations.

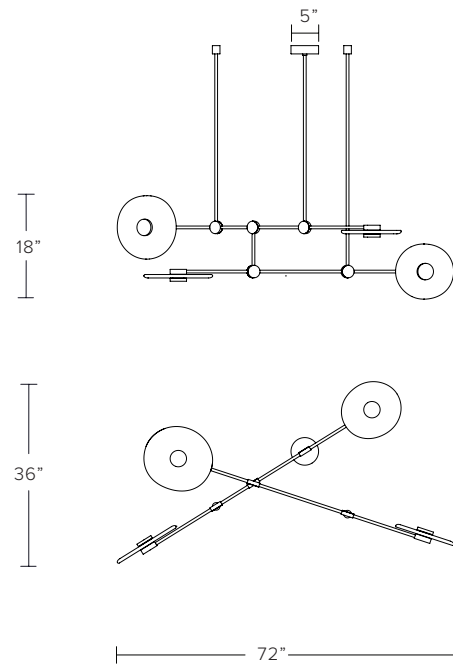
UL listed



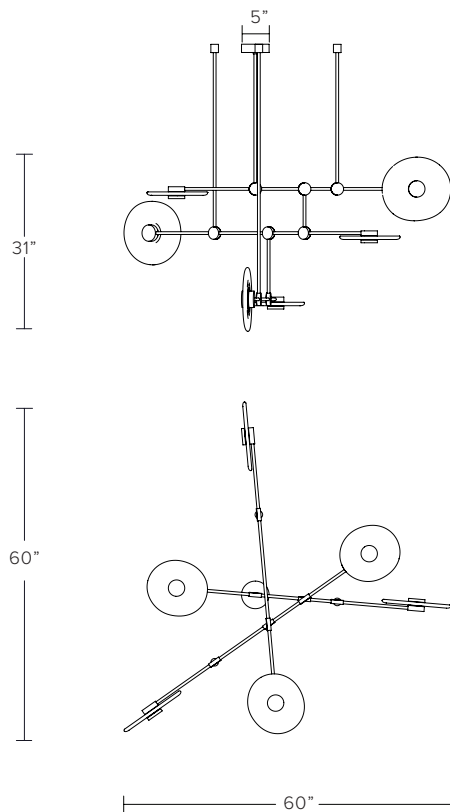
4 PIECE, 2 TIER 48"W x 48"D x 18"H



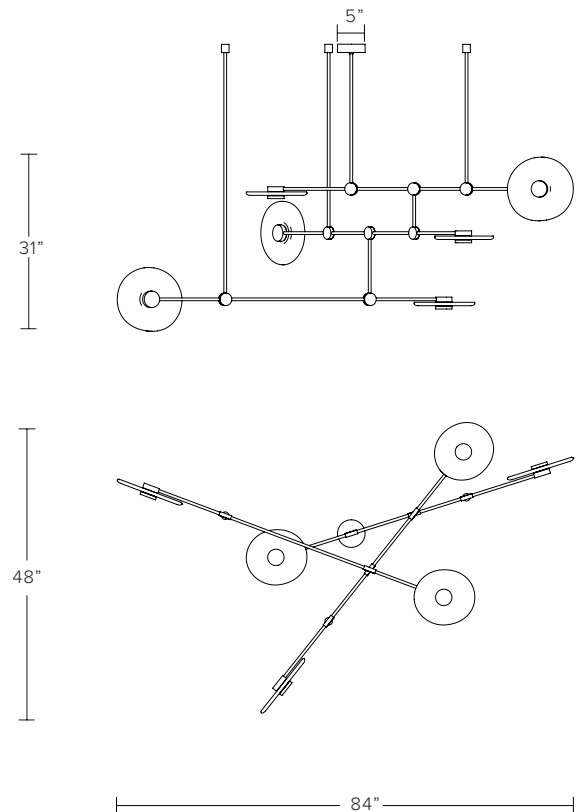
4 PIECE, 2 TIER 72"W x 36"D x 18"H



6 PIECE, 3 TIER 60"W x 60"D x 25.5"H




6 PIECE, 3 TIER 84"W x 48"D x 25.5"H





©2023 JOHN POMP STUDIOS (U.S. PATENT PENDING)



RADIANT CASCADING PENDANT



RADIANT CASCADING PENDANT

MODEL NO: 10070X01

Hand poured, rippled glass crystal puddles suspended on custom-machined hardware along a rigid metal stem, illuminated by integrated, refracting light

AS SHOWN (IN PHOTO)

Glass - clear with iridescence
Metal - tarnished metal

DIMENSIONS

Available in three sizes

3 glass pieces - approx. dimensions 12.5"W x 48"H
4 glass pieces - approx. dimensions 12.5"W x 62.5"H
5 glass pieces - approx. dimensions 12.5"W x 71"H

Glass - approx 12.5"W x .75"D x 11.5"H

Glass dimensions may vary slightly due to handmade process

CONFIGURATIONS

Standard 5" diameter canopy provided per pendant with custom canopies and stem lengths available - pricing upon request

Various canopy and pendant configurations available - please contact us for additional information

AVAILABLE FINISHES

Glass Crystal Color - clear

Glass Crystal Finish - standard or with iridescence

Metal - natural metal, tarnished metal, aged blackened metal, burnished silver, natural brass*, tarnished brass*, aged blackened brass*

*premium finish - refer to price guide for additional charges

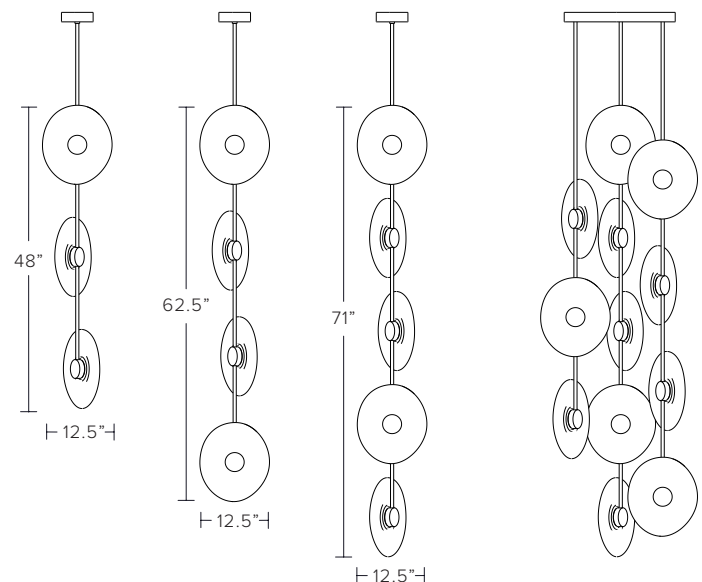

ELECTRICAL


Integrated LED
2700K, 2W per glass, 50,000hrs average life
Driver onboard
120-277VAC universal input
Dimmable: Triac, ELV, 0-10V
Requires 4" x 2-1/8"D octagon junction box

ADDITIONAL NOTES

General lead time for standard finishes is 8-10 weeks. Optional 4-6 week lead time available for standard finishes. Updated lead times provided at time of formal quoting. Covered by EU, UK, and Chinese design registrations.

UL listed





RADIANT CHANDELIER



RADIANT CHANDELIER

MODEL NO: 10071101

Hand poured, free-cast glass crystal puddles layering along custom-machined hardware, illuminated by integrated, refracting light.

AS SHOWN (IN PHOTO)

Glass - clear with iridescence
Metal - oil rubbed blackened steel

DIMENSIONS

19"W x 9.75"H

Glass dimensions may vary slightly due to handmade process

AVAILABLE FINISHES

Glass Crystal Color - clear
Glass Crystal Finish - standard or with iridescence
Metal - oil rubbed blackened steel, light oil rubbed blackened steel, burnished silver, brushed silver, brushed brass*, oxidized brass*

*premium finish - refer to price guide for additional charges

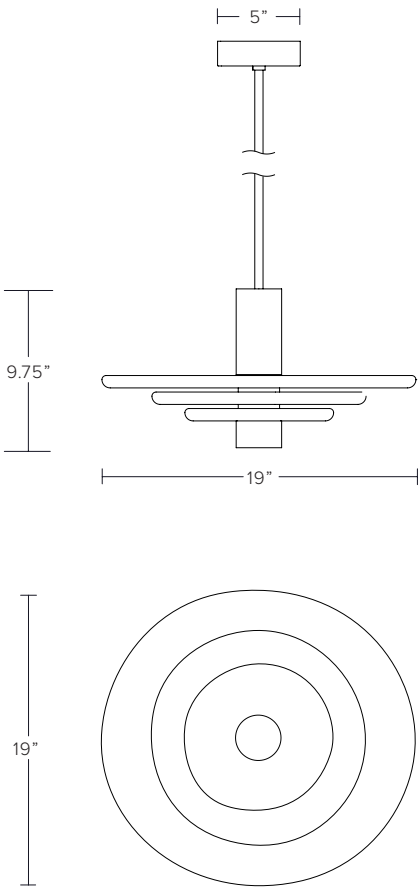
ELECTRICAL


Integrated LED
2700K, 2W per glass, 50,000hrs average life
Driver onboard
120-277VAC universal input
Dimmable: Triac, ELV, 0-10V
Requires 4" x 2-1/8"D octagon junction box

ADDITIONAL NOTES


General lead time for standard finishes is 8-10 weeks. Optional 4-6 week lead time available for standard finishes. Updated lead times provided at time of formal quoting. Covered by EU, UK. and Chinese design registrations.

UL listed





© 2023 JOHN POMP STUDIOS (U.S. PATENT PENDING)



RADIANT SCONCE



RADIANT SCONCE

MODEL NO: 10071X01

Hand poured, rippled glass crystal puddles mounted on custom-machined hardware illuminated by integrated, refracting light.

AS SHOWN (IN PHOTO)

Glass - clear with iridescence
Metal - oil rubbed blackened steel

DIMENSIONS

Available in three sizes

Small - approx. dimensions 8.5"W x 3.5"D x 9"H
Medium - approx. dimensions 11.5"W x 3.5"D x 12.5"H
Large - approx. dimensions 13"W x 3.5"D x 14"H

Glass dimensions may vary slightly due to handmade process

CONFIGURATIONS

Custom sconce wall configurations available - please contact us for additional information

AVAILABLE FINISHES

Glass Crystal Color - clear

Glass Crystal Finish - standard or with iridescence

Metal - oil rubbed blackened steel, light oil rubbed blackened steel, burnished silver, brushed silver, brushed brass*, oxidized brass*

*premium finish - refer to price guide for additional charges

ELECTRICAL

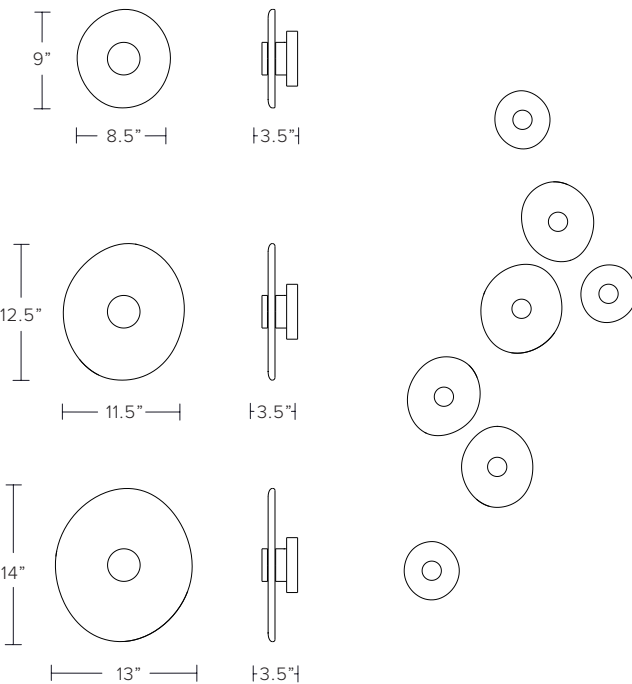
Integrated LED
2700K, 2W per glass, 50,000hrs average life
Driver onboard
120-277VAC universal input
Dimmable: Triac, ELV, 0-10V
Requires 4" x 2-1/8"D octagon junction box


ADDITIONAL NOTES

General lead time for standard finishes is 8-10 weeks. Optional 4-6 week lead time available for standard finishes. Updated lead times provided at time of formal quoting. Covered by EU, UK, and Chinese design registrations.

ADA Compliant

UL listed





RADIANT FLUSHMOUNT



RADIANT FLUSHMOUNT

MODEL NO: 10071201

Hand poured, free-cast glass crystal puddles illuminated by integrated, radiating light ascending along a solid metal cylinder

AS SHOWN (IN PHOTO)

Glass - clear with iridescence
Metal - tarnished metal

DIMENSIONS

19"W x 6.5"H

Glass dimensions may vary slightly due to handmade process

AVAILABLE FINISHES

Glass Crystal Color - clear

Glass Crystal Finish - standard or with iridescence

Metal - natural metal, tarnished metal, aged blackened metal, burnished silver, natural brass*, tarnished brass*, aged blackened brass*

*premium finish - refer to price guide for additional charges


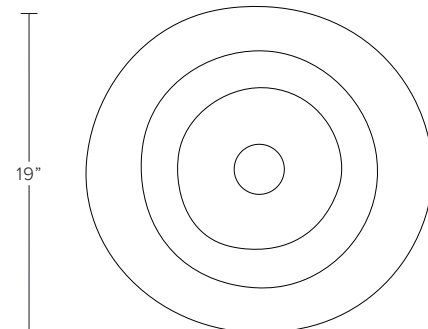
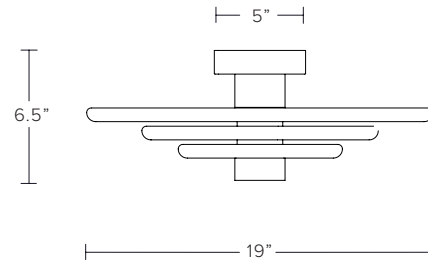
ELECTRICAL

Integrated LED
2700K, 2W per glass, 50,000hrs average life
Driver onboard
120-277VAC universal input
Dimmable: Triac, ELV, 0-10V
Requires 4" x 2-1/8"D octagon junction box

ADDITIONAL NOTES


General lead time for standard finishes is 8-10 weeks. Optional 4-6 week lead time available for standard finishes. Updated lead times provided at time of formal quoting. Covered by EU, UK, and Chinese design registrations.

UL listed





© 2023 JOHN POMP STUDIOS (U.S. PATENT PENDING)



RADIANT PENDANT



RADIANT PENDANT

MODEL NO: 10072X01

Hand poured, rippled glass crystal puddles suspended by woven cordage and custom-machined hardware, illuminated by integrated, refracting light

AS SHOWN (IN PHOTO)

Glass - clear with iridescence
Metal - oil rubbed blackened steel
Cordage - black

DIMENSIONS

Available in three sizes

Small - approx. dimensions 9"W x 2.5"H
Medium - approx. dimensions 12.5"W x 2.5"H
Large - approx. dimensions 14"W x 2.5"H

Glass dimensions may vary slightly due to handmade process

CONFIGURATIONS

Standard 5" diameter canopy provided per pendant with custom canopies and cord lengths available - pricing upon request

Various canopy and pendant configurations available - please contact us for additional information

AVAILABLE FINISHES

Glass Crystal Color - clear

Glass Crystal Finish - standard or with iridescence

Metal - oil rubbed blackened steel, light oil rubbed blackened steel, burnished silver, brushed silver, brushed brass*, oxidized brass*

Cordage - black, silver, gold

*premium finish - refer to price guide for additional charges

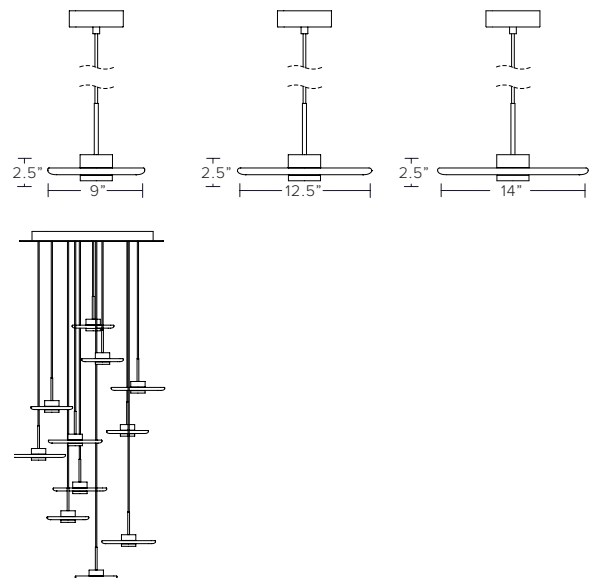
ELECTRICAL

Integrated LED
2700K, 2W per glass, 50,000hrs average life
Driver onboard
120-277VAC universal input
Dimmable: Triac, ELV, 0-10V
Requires 4" x 2-1/8"D octagon junction box

ADDITIONAL NOTES


General lead time for standard finishes is 8-10 weeks. Optional 4-6 week lead time available for standard finishes. Updated lead times provided at time of formal quoting. Covered by EU, UK, and Chinese design registrations.

UL listed





© 2023 JOHN POMP STUDIOS (U.S. PATENT PENDING)



RADIANT FLOOR LAMP



RADIANT FLOOR LAMP

MODEL NO: 10070601

Hand poured, free-cast glass crystal puddles illuminated by integrated, radiating light ascending along a solid metal cylinder

AS SHOWN (IN PHOTO)

Glass - clear with iridescence

Metal - oil rubbed blackened steel

DIMENSIONS

12.5"W x 66"H

Glass - approx. 12.5"W x .75"D x 11.5"H

Glass dimensions may vary slightly due to handmade process

AVAILABLE FINISHES

Glass Crystal Color - clear

Glass Crystal Finish - standard or with iridescence

Metal - oil rubbed blackened steel, light oil rubbed blackened steel, burnished silver, brushed silver, brushed brass*, oxidized brass*

*premium finish - refer to price guide for additional charges

ELECTRICAL

Integrated LED

2700K, 2W per glass, 50,000hrs average life

Driver onboard

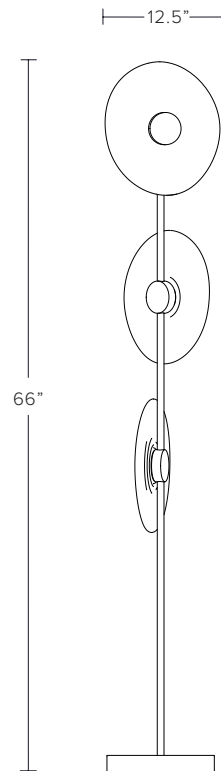
120-277VAC universal input

Inline foot switch provided

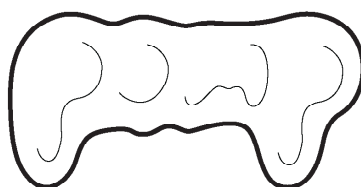
ADDITIONAL NOTES

General lead time for standard finishes is 8-10 weeks. Optional 4-6 week lead time available for standard finishes. Updated lead times provided at time of formal quoting. Covered by EU, UK, and Chinese design registrations.

UL listed







DRIFT LIGHTING SYSTEM

DRIFT LIGHTING SYSTEM

MODEL NO 1028XX01

Hand blown, layered glass crystal encased in hand sculpted metal. Clustered groupings create a monolithic floating volume of light drifting in space.

AS SHOWN (IN PHOTO)

Multi Module Chandelier, 5 + 7 + 11
Glass - clear crystal with iridescence
Metal - burnished silver

DIMENSIONS

Available in four sizes:

3 piece - 10.5"W x 9.75"D x 5.5"H
5 piece - 15.5"W x 12.75"D x 5.5"H
7 piece - 20.25"W x 18.25"D x 5.5"H
11 piece - 30"W x 24.5"D x 5.5"H

Glass - small - 4"W x 4"D x 5.5"H
medium - 6"W x 6"D x 5.5"H
large - 9"W x 8.75"D x 5.5"

Glass dimensions may vary slightly due to hand-poured process

CONFIGURATIONS

Standard canopy provided per standard module. Any combination of standard modules can be put together to create a custom multi module chandelier.

6 suggested configurations below:

Multi module chandelier, 7 + 7 - 39"W x 19.5"D x 5.5"H
Multi module chandelier, 7 + 11 - 48"W x 24.25"D x 5.5"H
Multi module chandelier, 5 + 7 + 11 - 57.75"W x 27.5"D x 5.5"H
Multi module chandelier, 5 + 7 + 7 + 11 - 74.25"W x 28.75"D x 5.5"H
Multi module chandelier 5 + 7 + 11 + 11 - 81"W x 30"D x 5.5"H
Multi module chandelier, 5 + 5 + 7 + 11 + 11 - 96"W x 29.75"D x 5.5"H

ELECTRICAL

3000K, 4W/bulb, 20,000hrs average life
Driver onboard
120-277VAC universal input
Dimmable: ELV dimming only

AVAILABLE FINISHES

Glass Crystal Color - clear, olivine*, sepia*, smoke*, topaz*

Glass Crystal Finish - standard or with iridescence

Metal - burnished silver, brushed silver, oil rubbed blackened steel, light oil rubbed blackened steel, polished obsidian*

*premium finish - refer to price guide for additional charges

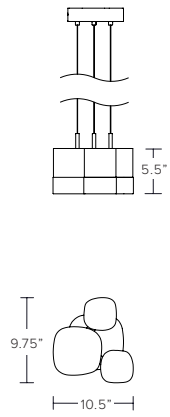
ADDITIONAL NOTES

General lead time for standard finishes is 10-12 weeks. Updated lead times provided at time of formal quoting. This fixture has minimum OAD requirements - please refer to price guide for additional information.

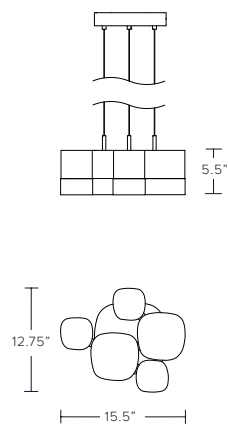
UL listed



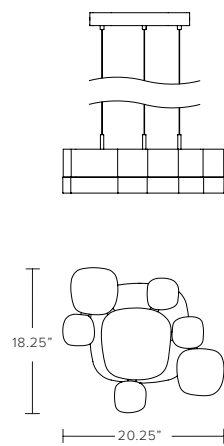
3 PC MODULE



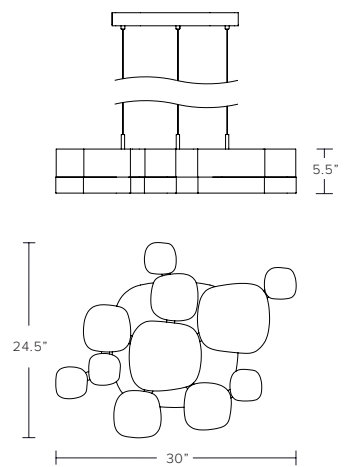
5 PC MODULE



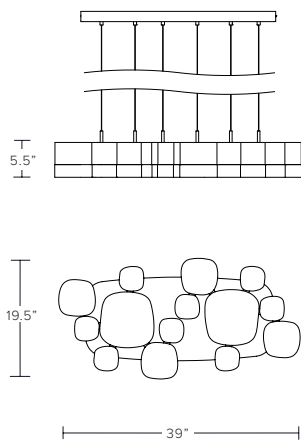
7 PC MODULE



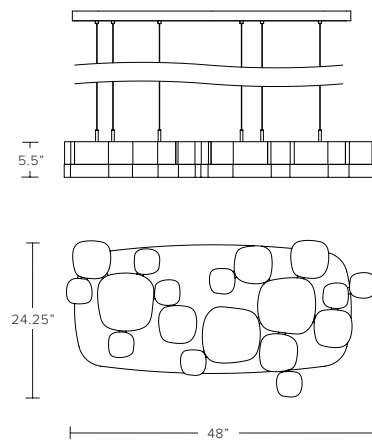
11 PC MODULE



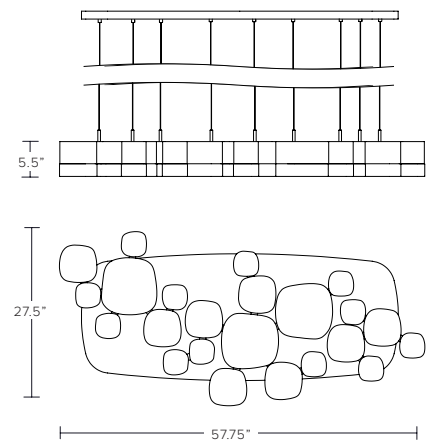
MULTI-MODULE CHANDELIER, 7 + 7



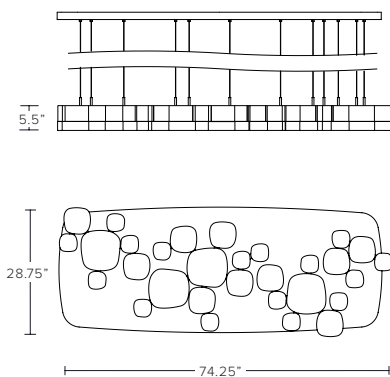
MUTLI-MODULE CHANDELIER, 7+11



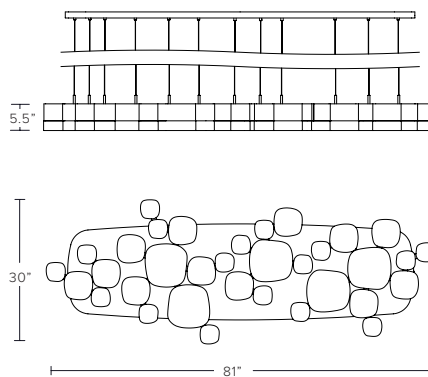
MUTLI-MODULE CHANDELIER, 5+7+11



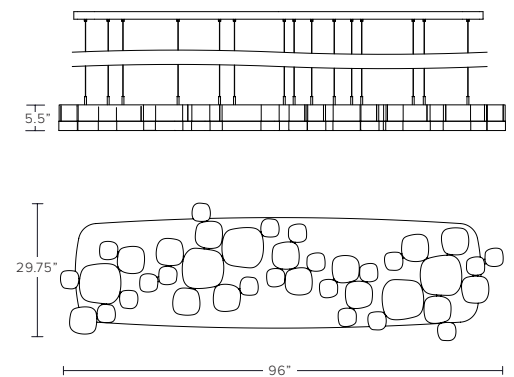
MULTI-MODULE CHANDELIER, 5 + 7 + 7 + 11



MULTI-MODULE CHANDELIER, 5 + 7 + 11 + 11

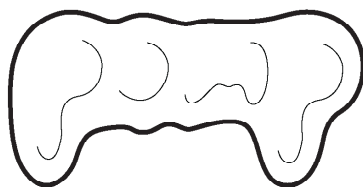


MULTI-MODULE CHANDELIER, 5 + 5 + 7 + 11 + 11





© 2023 JOHN POMP STUDIOS (U.S. PATENT PENDING)



DRIFT SCONCE



DRIFT SCONCE

MODEL NO: 1028XX01

Hand blown, layered glass crystal encased in hand sculpted metal.
Clustered groupings create a monolithic volume of light drifting in space.

AS SHOWN (IN PHOTO)

Glass - smoke with iridescence
Metal - burnished silver

DIMENSIONS

Medium sconce - 6"W x 5.5"D x 6"H
Large sconce - 8.75"W x 5.5"D x 9"H
3 pc sconce - 10.25"W x 5.5"D x 9.75"H
5 pc sconce - 9.5"W x 5.5"D x 21"H

Glass dimensions may vary slightly due to handmade process

AVAILABLE FINISHES

Glass Crystal Color - clear, olivine*, sepia*, smoke*, topaz*

Glass Crystal Finish - standard or with iridescence

Metal - burnished silver, brushed silver, oil rubbed blackened steel,
light oil rubbed blackened steel, polished obsidian

*premium finish - refer to price guide for additional charges

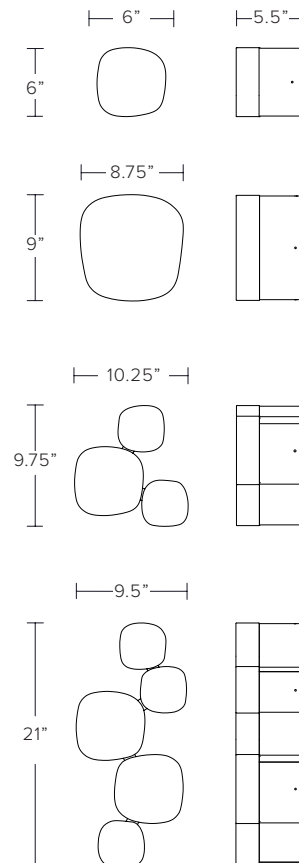

ELECTRICAL

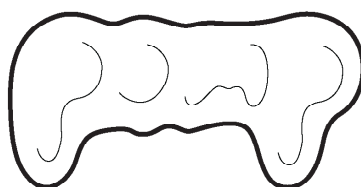
3000K, 4W/bulb, 20,000hrs average life
Driver included
120-277VAC universal input
Dimmable: ELV dimming only

ADDITIONAL NOTES


General lead time for standard finishes is 10-12 weeks. Updated lead times provided at time of formal quoting.

UL listed





DRIFT TABLE LAMP



DRIFT TABLE LAMP

MODEL NO: 1028XX01

Hand blown, layered glass crystal encased in hand sculpted metal.

AS SHOWN (IN PHOTO)

Glass - clear with iridescence
Metal - burnished silver

DIMENSIONS

Available in three sizes:

Small - 4"W x 4"D x 5.5"H
Medium - 6"W x 6"D x 5.5"H
Large - 9"W x 8.75"D x 8"H

Glass dimensions may vary slightly due to handmade process

AVAILABLE FINISHES

Glass Crystal Color - clear, olivine*, sepia*, smoke*, topaz*

Glass Crystal Finish - standard or with iridescence

Metal - burnished silver, brushed silver, oil rubbed blackened steel,
light oil rubbed blackened steel, polished obsidian*

*premium finish - refer to price guide for additional charges

ELECTRICAL

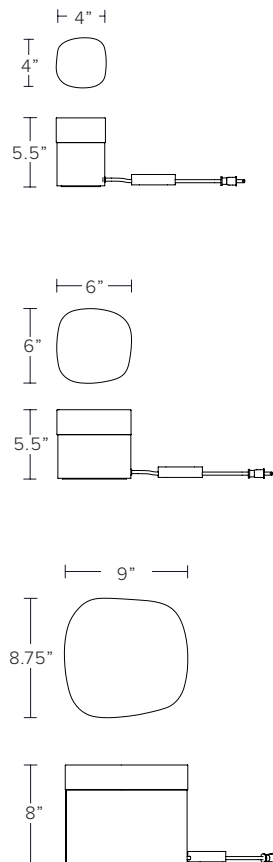

Integrated LED

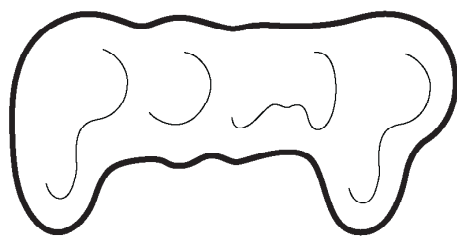
LED BiPin Base, 3000K, 4W/lamp, 50,000hrs average life
Inline dimmer switch provided

ADDITIONAL NOTES


General lead time for standard finishes is 10-12 weeks. Updated lead times provided at time of formal quoting.

UL listed





TIDAL CHANDELIER



TIDAL CHANDELIER

MODEL NO: 10180X01

Hand cast, sculpted glass crystal pieces suspended from curved metal stems flowing from a hand forged, organic mounting canopy.

AS SHOWN (IN PHOTO)

5 Piece "Low" - approx. dimensions 104"W x 70"D x 34"-36"H*
Glass - clear
Metal - brushed brass

DIMENSIONS

Available in four sizes

3 Piece "High" - 3 glass pieces
approx. dimensions 72"W x 58"D x 22"-24"H*

3 Piece "Low" - 3 glass pieces
approx. dimensions 72"W x 58"D x 34"-36"H*

5 Piece "High" - 5 glass pieces
approx. dimensions 104"W x 70"D x 22"-24"H*

5 Piece "Low" - 5 glass pieces
approx. dimensions 104"W x 70"D x 34"-36"H*

Glass - large approx. 9.5"W x 8"H
small approx. 8.5"W x 7"H

Glass dimensions may vary slightly due to sculpted process

*Due to the sculpted process of the glass, the OAD will fall with the 2" range specified

ELECTRICAL

25W incandescent bulb per socket included

4W LED alternative available

AVAILABLE FINISHES

Glass Crystal Color- clear

Glass Crystal Finish- standard, with iridescence, soft etched

Hand-etched glass has naturally variegated surface

Metal - brushed brass, brushed silver, light oil rubbed blackened steel,
oil rubbed blackened steel, oxidized brass

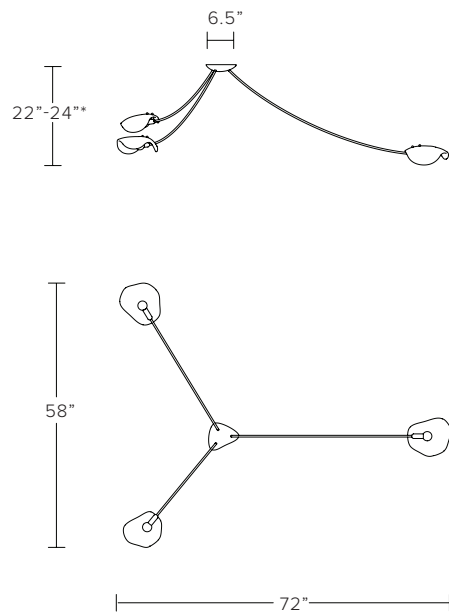
ADDITIONAL NOTES

Lead time is 8-10 weeks, additional 2-3 weeks for premium finishes.

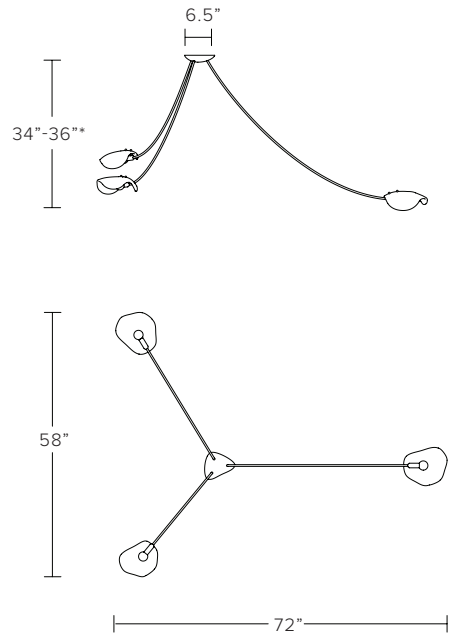
UL listed



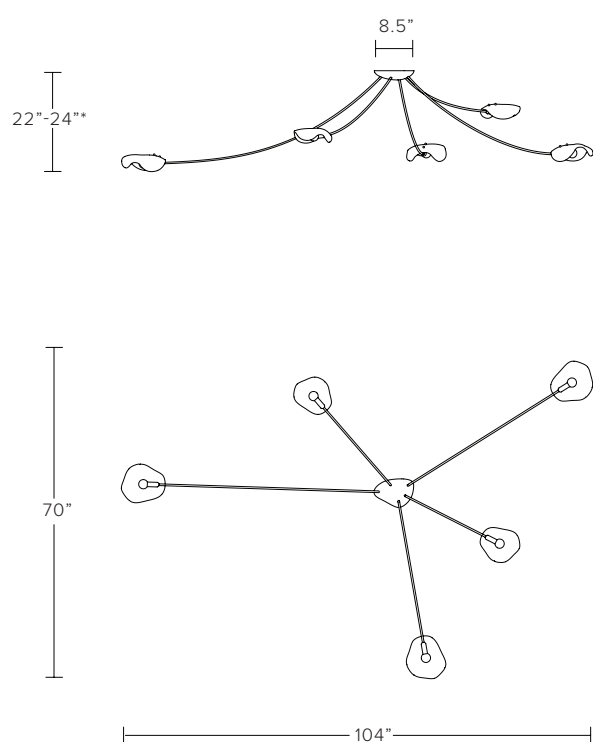
3 PIECE "HIGH", 72"W x 58"D x 22"-24"H*



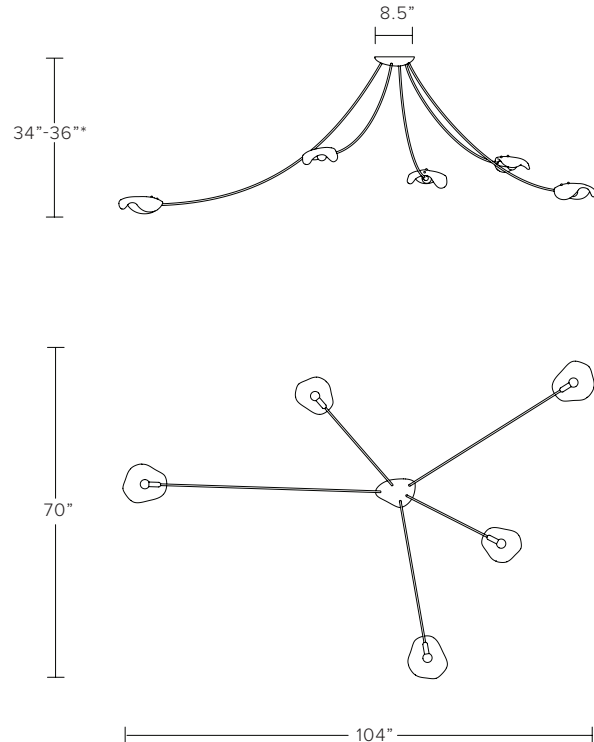
3 PIECE "LOW", 72"W x 58"D x 34"-36"H*

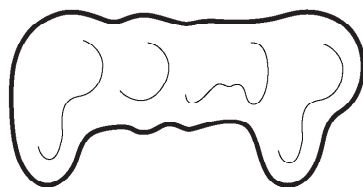


5 PIECE "HIGH", 104"W x 70"D x 22"-24"H*



5 PIECE "LOW", 104"W x 70"D x 34"-36"H*





TIDAL SIDE TABLE



TIDAL SIDE TABLE

MODEL NO: 10180901

Hand poured, meniscus glass crystal table top on sculpted metal base with polished details

AS SHOWN (IN PHOTO)

Glass - clear
Metal - brushed brass

DIMENSIONS

21"W x 14"D x 20.5"H

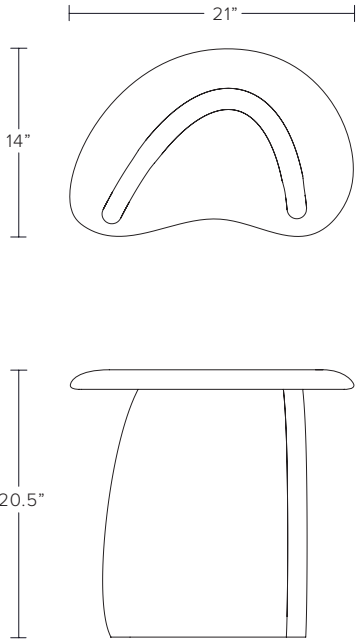
AVAILABLE FINISHES

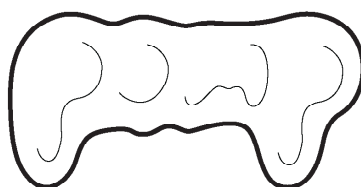
Glass Crystal Color - clear, olivine*, smoke*, topaz*
Metal - brushed brass, brushed silver, light oil rubbed blackened steel, oil rubbed blackened steel, oxidized brass*

*premium finish - refer to price guide for additional charges

ADDITIONAL NOTES

General lead time for standard finishes is 10-12 weeks. Updated lead times provided at time of formal quoting.





TIDAL CONSOLE



TIDAL CONSOLE TABLE

MODEL NO: 10180701

Hand poured, meniscus glass crystal table top on sculpted metal base with polished details

AS SHOWN (IN PHOTO)

Glass - clear
Metal - brushed brass

DIMENSIONS

71"W x 16"D x 30"H

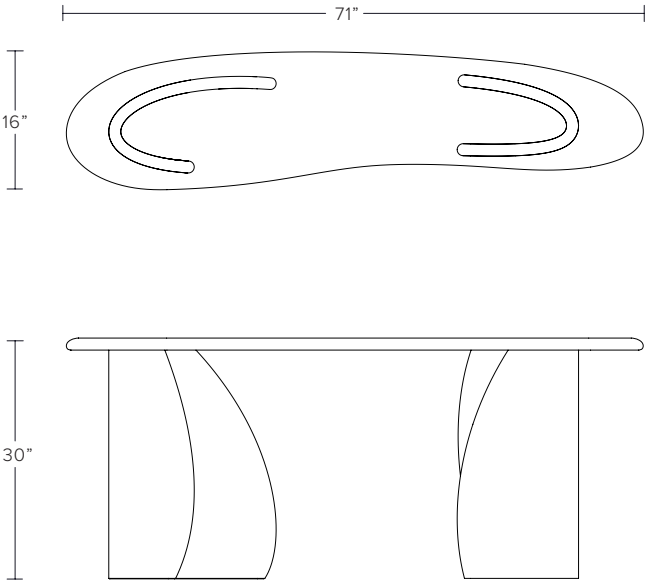
AVAILABLE FINISHES

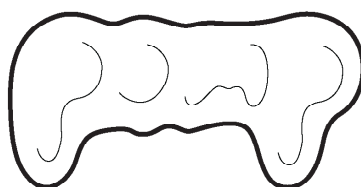
Glass Crystal Color - clear, olivine*, smoke*, topaz*
Metal - brushed brass, brushed silver, light oil rubbed blackened steel, oil rubbed blackened steel, oxidized brass*

*premium finish - refer to price guide for additional charges

ADDITIONAL NOTES

General lead time for standard finishes is 10-12 weeks. Updated lead times provided at time of formal quoting.





TIDAL RECTANGULAR COCKTAIL TABLE



TIDAL RECTANGULAR COCKTAIL TABLE

MODEL NO: 10180801

Hand poured, meniscus glass crystal table top on sculpted metal base with polished details.

AS SHOWN (IN PHOTO)

Glass - clear

Metal - light oil rubbed blackened steel

DIMENSIONS

60"W x 30"D x 16.5"H

custom sizing upon request

AVAILABLE FINISHES

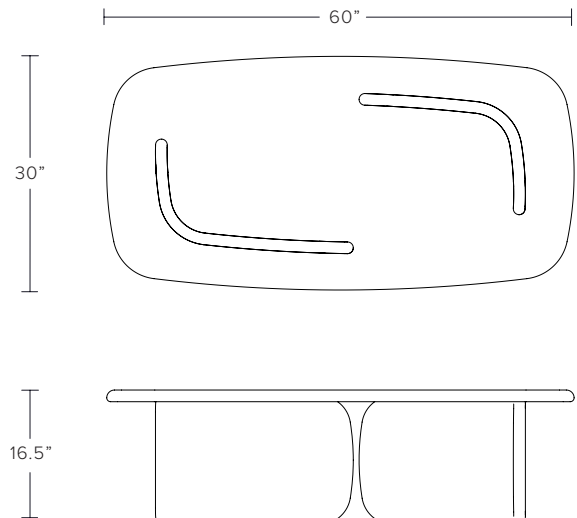
Glass Crystal Color - clear, olivine*, smoke*, topaz*

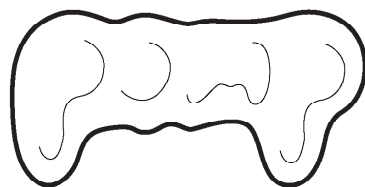
Metal - brushed brass, brushed silver, light oil rubbed blackened steel, oil rubbed blackened steel, oxidized brass*

*premium finish - refer to price guide for additional charges

ADDITIONAL NOTES

General lead time for standard finishes is 10-12 weeks. Updated lead times provided at time of formal quoting.





TIDAL COCKTAIL TABLE



TIDAL COCKTAIL TABLE

MODEL NO: 10180X01

Hand poured, meniscus glass crystal table top in sculpted metal base with polished details.

AS SHOWN (IN PHOTO)

60"W x 28"D x 16"H

Glass - clear

Metal - brushed brass

DIMENSIONS

Available in two sizes

77"W x 33"D x 17"H

60"W x 28"D x 16"H

AVAILABLE FINISHES

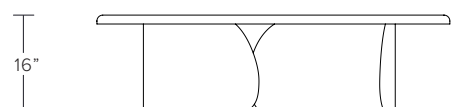
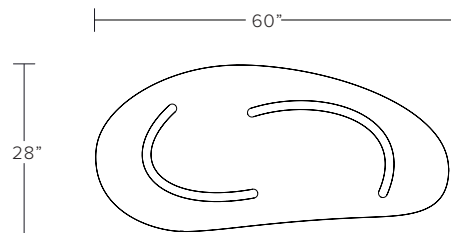
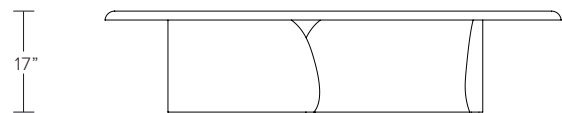
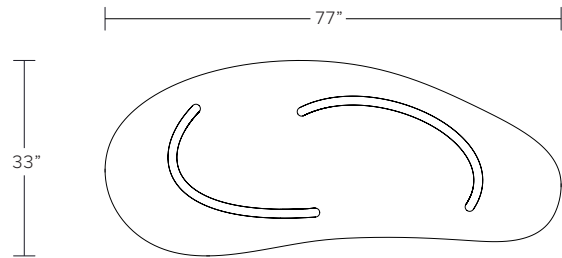
Glass Crystal Color - clear, olivine*, smoke*, topaz*

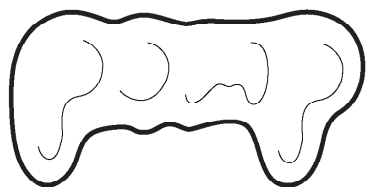
Metal - brushed brass, brushed silver, light oil rubbed blackened steel, oil rubbed blackened steel, oxidized brass*

*premium finish - refer to price guide for additional charges

ADDITIONAL NOTES

General lead time for standard finishes is 10-12 weeks. Updated lead times provided at time of formal quoting.





MOON ORCHID - CASCADING



MOON ORCHID - CASCADING

MODEL NO: 10190X01

Hand blown, sculpted glass crystal pendants with solid woven metal cordage cascading from domed mounting canopy.

AS SHOWN (IN PHOTO)

9 glass pieces - approx. overall dimensions 12"W x 50"H

Glass - soft etched crystal clear

Metal - brushed brass

DIMENSIONS

Available in four sizes:

3 glass pieces - approx. overall dimensions 12"W x 20"H

5 glass pieces - approx. overall dimensions 12"W x 30"H

7 glass pieces - approx. overall dimensions 12"W x 40"H

9 glass pieces - approx. overall dimensions 12"W x 50"H

Glass - approx 5"W x 9"H

Glass dimensions may vary slightly due to sculpted process

AVAILABLE FINISHES

Glass - soft etched clear, soft etched olivine*, soft etched opaline*, soft etched sepia*, soft etched smoke*, soft etched topaz*

Hand etched glass has naturally variegated surface

Metal - brushed brass, brushed silver*, oil rubbed blackened steel*, light oil rubbed blackened steel*, oxidized brass*

*premium finish - refer to price guide for additional charges

ELECTRICAL

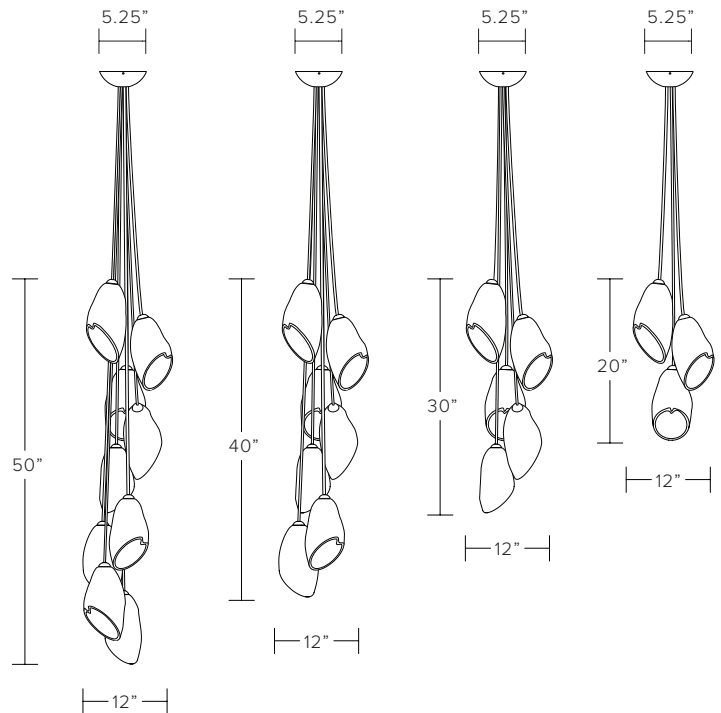
25W incandescent bulb per socket included

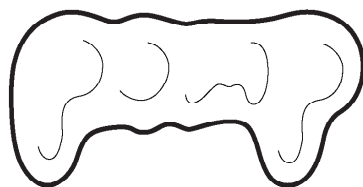
4W LED alternative available

ADDITIONAL NOTES

General lead time for standard finishes is 10-12 weeks. Updated lead times provided at time of formal quoting. This fixture has minimum OAD requirements - please refer to price guide for additional information.

UL listed





MOON ORCHID CREST SCONCE



MOON ORCHID CREST SCONCE

MODEL NO: 10190801

Two hand blown, sculpted glass crystal shades sprouting from brass crescent arms on metal backplate

AS SHOWN (IN PHOTO)

Glass - soft etched clear crystal

Metal - brushed brass

DIMENSIONS

4"W x 5.5"D x 34.5"H

Glass - approx 4"D x 6"H

Glass dimensions may vary slightly due to sculpted process

AVAILABLE FINISHES

Glass - soft etched clear, soft etched olivine*, soft etched opaline*, soft etched sepia*, soft etched smoke*, soft etched topaz*

Hand etched glass has naturally variegated surface

Metal - brushed brass, brushed silver*, oil rubbed blackened steel*, light oil rubbed blackened steel*, oxidized brass*

*premium finish - refer to price guide for additional charges

ELECTRICAL

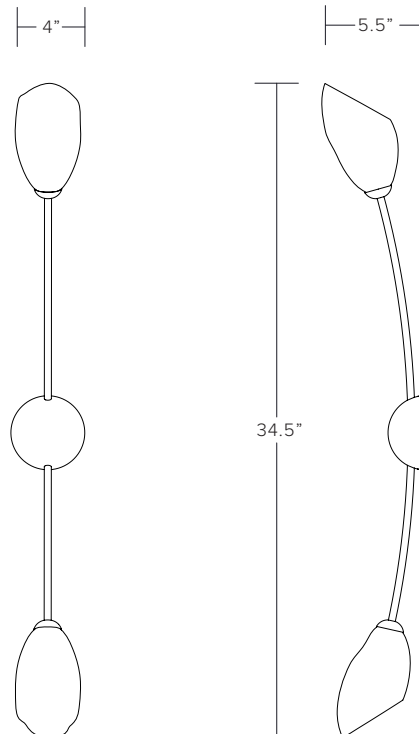
25W incandescent bulb per socket included

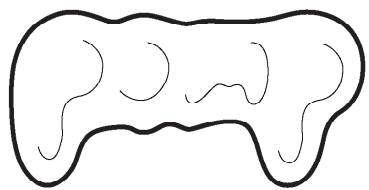
4W LED alternative available

ADDITIONAL NOTES

General lead time for standard finishes is 8-10 weeks. Updated lead times provided at time of formal quoting. Requires 3.5" round j-box

UL listed





MOON ORCHID SCONCE



MOON ORCHID SCONCE

MODEL NO: 10190901

Hand blown, sculpted glass crystal shade on metal backplate

AS SHOWN (IN PHOTO)

Glass - soft etched clear

Metal - oxidized brass

DIMENSIONS

5"W x 7.5"D x 8.5"H

Glass - approx 5"D x 9"H

Glass dimensions may vary slightly due to sculpted process

AVAILABLE FINISHES

Glass - soft etched clear, soft etched olivine*, soft etched opaline*,
soft etched sepia*, soft etched smoke*, soft etched topaz*

Hand etched glass has naturally variegated surface

Metal - brushed brass, brushed silver*, oil rubbed blackened steel*,
light oil rubbed blackened steel*, oxidized brass*

*premium finish - refer to price guide for additional charges

ELECTRICAL

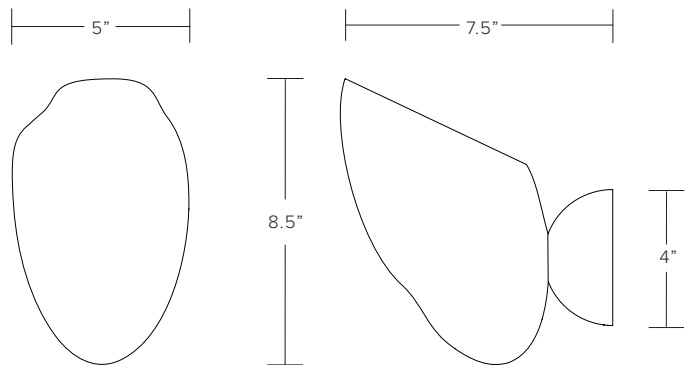
25W incandescent bulb per socket included


4W LED alternative available

ADDITIONAL NOTES

General lead time for standard finishes is 8-10 weeks. Updated lead times
provided at time of formal quoting. Requires 3.5" round j-box

UL listed





MATTER CHANDELIER



MATTER CHANDELIER

MODEL NO: 10360X01

Hand blown organic glass crystal forms clustered along monolithic metal structures

AS SHOWN (IN PHOTO)

84"W x 12.5"D x 18"H

Glass Crystal - soft etched clear

Metal - aged blackened metal

DIMENSIONS

Available in three sizes:

72"W x 12.5"D x 18"H

84"W x 12.5"D x 18"H

96"W x 12.5"D x 18"H

AVAILABLE FINISHES

Glass Crystal- soft etched clear, soft etched olivine*, soft etched opaline*, soft etched sepia*, soft etched smoke*, soft etched topaz*

Hand etched glass has naturally variegated surface

Metal - natural metal, tarnished metal, aged blackened metal, natural brass*, tarnished brass*, aged blackened brass*

*premium finish - refer to price guide for additional charges

ELECTRICAL

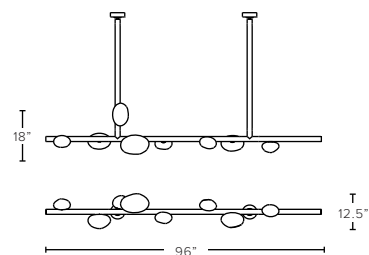
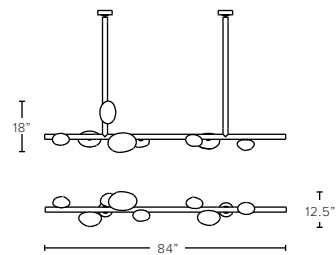
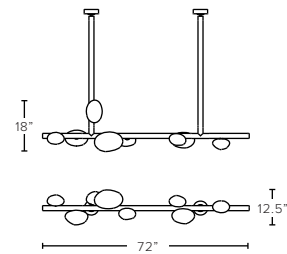
LED Bulb, E12 base


2700K, 4W/bulb, 25,000hrs average life

ADDITIONAL NOTES

General lead time for standard finishes is 10-12 weeks. Updated lead times provided at time of formal quoting. This fixture has minimum OAD requirements - please refer to price guide for additional information.

UL listed





MATTER RING CHANDELIER



MATTER RING CHANDELIER

MODEL NO: 10070X01

Hand blown organic glass crystal forms clustered along monolithic metal rings.

AS SHOWN (IN PHOTO)

10 glass pieces - 48"W x 9"H
Glass - soft etched clear
Metal - tarnished metal

DIMENSIONS

Available in five sizes:

8 glass pieces - 36"W x 9"H
9 glass pieces - 42"W x 9"H
10 glass pieces - 48"W x 9"H
12 glass pieces - 54"W x 9"H
13 glass pieces - 60"W x 9"H

Glass dimensions may vary slightly due to hand poured process

ELECTRICAL

LED Bulb, E12 base
2700K, 4W/bulb, 25,000hrs average life

AVAILABLE FINISHES

Glass Crystal- soft etched clear, soft etched olivine*, soft etched opaline*,
soft etched sepia*, soft etched smoke*, soft etched topaz*

Hand etched glass has naturally variegated surface

Metal - natural metal, tarnished metal, aged blackened metal,
natural brass*, tarnished brass*, aged blackened brass*

*premium finish - refer to price guide for additional charges

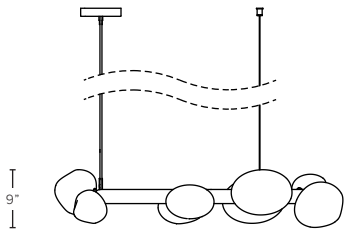
ADDITIONAL NOTES

General lead time for standard finishes is 10-12 weeks. Updated lead times provided at time of formal quoting. This fixture has minimum OAD requirements - please refer to price guide for additional information.

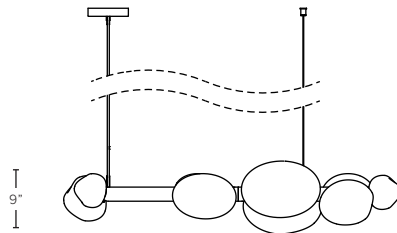
UL listed



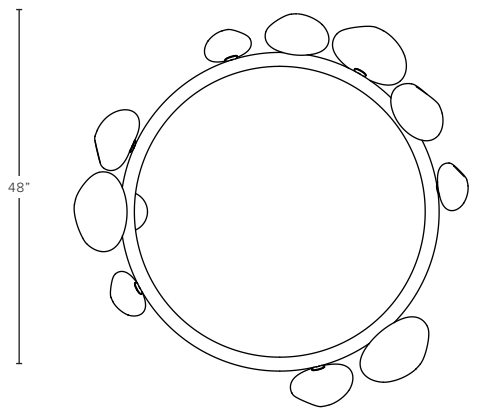
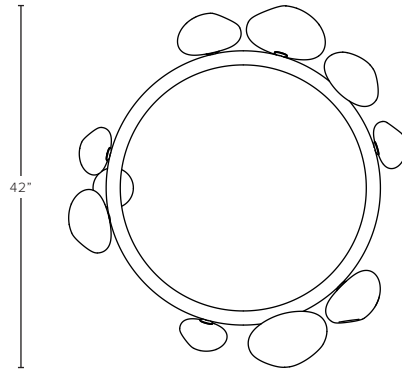
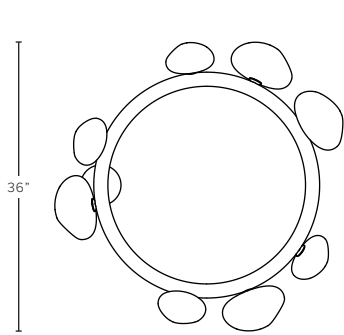
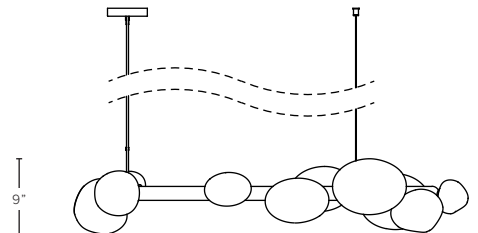
8 pc - 36"W



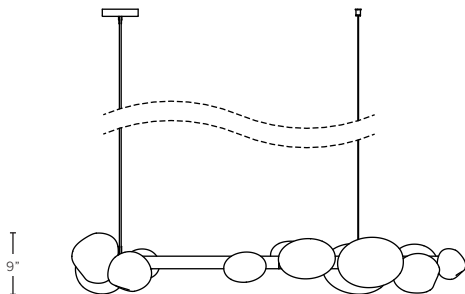
9 pc - 42"W



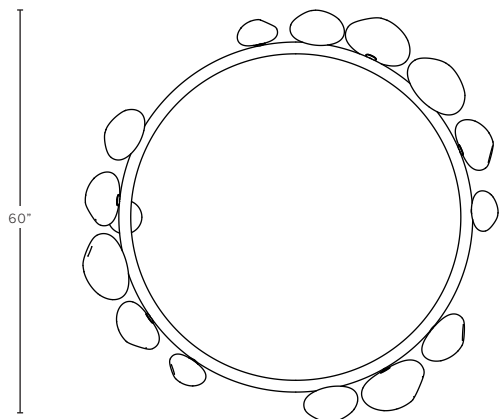
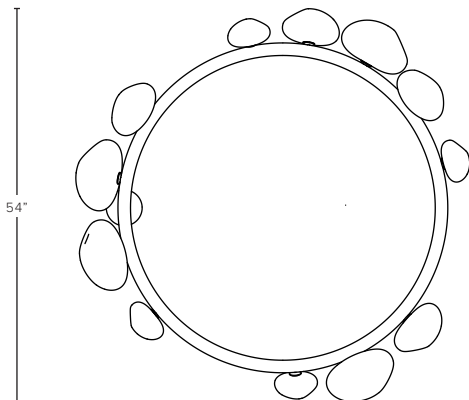
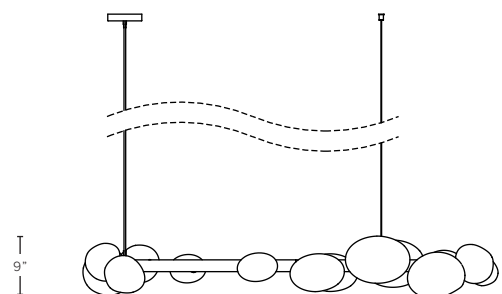
10 pc - 48"W




12 pc - 54"W



13 pc - 60"W





MATTER PENDANT



MATTER PENDANTS

MODEL NO: 10360X01

Hand blown organic glass crystal forms clustered along monolithic metal structures

AS SHOWN (IN PHOTO)

3pc pendant + 3pc pendant + 5pc pendant

Glass Crystal - soft etched clear

Metal - aged blackened metal

DIMENSIONS

Available in two sizes

3 glass piece pendant - 13"W x 24"H

5 glass piece pendant - 13"W x 41"H

CONFIGURATIONS

Standard 5" diameter canopy provided per pendant with custom canopies and stem lengths available - pricing upon request

Various canopy and pendant configurations available - please contact us for additional information

AVAILABLE FINISHES

Glass Crystal - soft etched clear, soft etched olivine*, soft etched opaline*, soft etched sepia*, soft etched smoke*, soft etched topaz*

Hand etched glass has naturally variegated surface

Metal - natural metal, tarnished metal, aged blackened metal, natural brass*, tarnished brass*, aged blackened brass*

*premium finish - refer to price guide for additional charges

ELECTRICAL

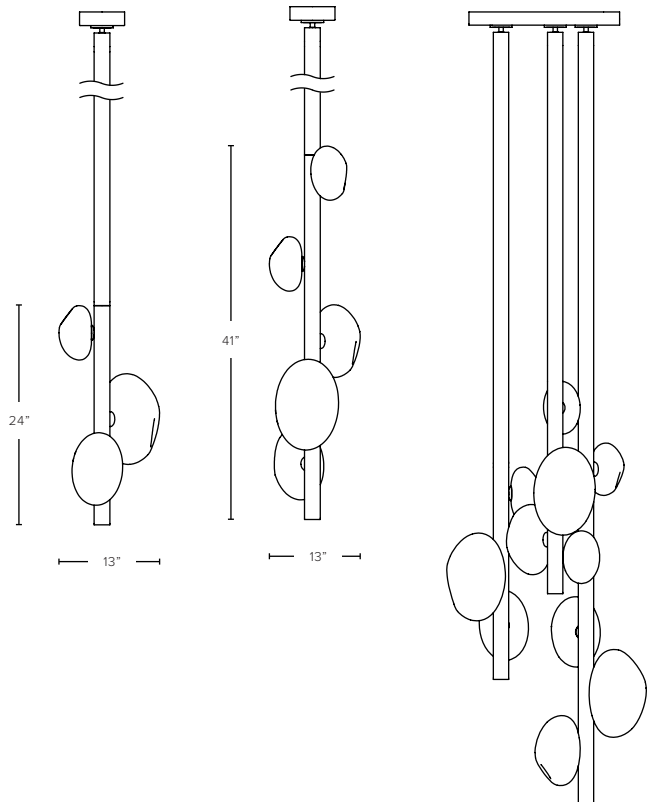
LED Bulb, E12 base


2700K, 4W/bulb, 25,000hrs average life

ADDITIONAL NOTES

General lead time for standard finishes is 10-12 weeks. Updated lead times provided at time of formal quoting.

UL listed





MATTER SCONCE



MATTER SCONCE

MODEL NO: 10361001

Hand blown organic glass crystal forms clustered along monolithic metal structures

AS SHOWN (IN PHOTO)

Glass Crystal - soft etched clear
Metal - aged blackened metal

DIMENSIONS

8.5"W x 9.75"D x 30"H

AVAILABLE FINISHES

Glass Crystal - soft etched clear, soft etched olivine*, soft etched opaline*, soft etched sepia*, soft etched smoke*, soft etched topaz*

Hand etched glass has naturally variegated surface

Metal - natural metal, tarnished metal, aged blackened metal, natural brass*, tarnished brass*, aged blackened brass*

*premium finish - refer to price guide for additional charges

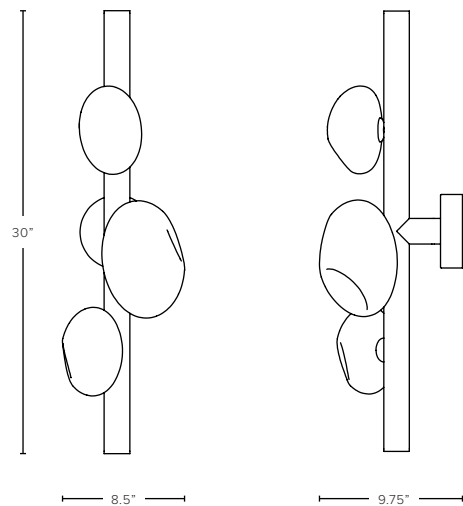
ELECTRICAL

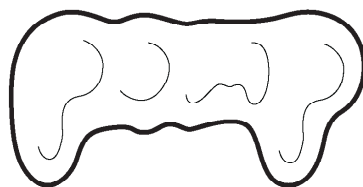
LED Bulb, E12 base
2700K, 4W/bulb, 25,000hrs average life

ADDITIONAL NOTES

General lead time for standard finishes is 10-12 weeks. Updated lead times provided at time of formal quoting.

UL listed





CLEAR BAND PENDANT



CLEAR BAND PENDANT

MODEL NO: 300160XX, 300161XX, 300162XX

Hand blown, sculpted glass crystal pendants, available in three different shapes with thick clear band lens.

AS SHOWN (IN PHOTO)

Glass - sepia

Metal - oil rubbed blackened steel

Wire - black with netting

DIMENSIONS

Available in 3 shapes

Wide - 11"W x 8"H

Sphere - 10.5"W x 10"H

Long - 6.5"W x 12"H

CONFIGURATIONS

Standard 5" diameter canopy provided per pendant with custom canopies and cord lengths available - pricing upon request

Various canopy and pendant/cluster configurations available - please contact us for additional information

AVAILABLE FINISHES

Glass Crystal Color - clear, olivine*, opaline*, sepia*, smoke*, topaz*, gold leaf*

Glass Crystal Finish - standard, with iridescence, soft etched

Hardware - oil rubbed blackened steel, metal brushed steel, metal brushed brass

Canopy - oil rubbed blackened steel, light oil rubbed blackened, satin nickel, satin brass, oxidized brass, antique brass, oil rubbed bronze

Cordage - black with netting, clear with netting

*premium finish - refer to price guide for additional charges

ELECTRICAL

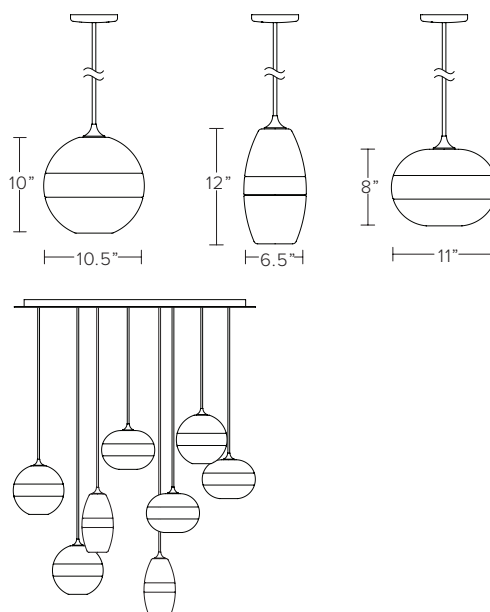
Wide / Sphere - 60W incandescent bulb included
5W LED alternative available

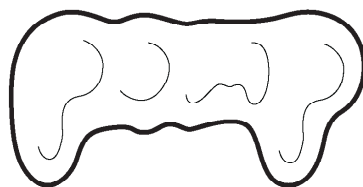
Long - 30W incandescent bulb included
4W LED alternative available

ADDITIONAL NOTES

General lead time for standard finishes is 8-10 weeks. Updated lead times provided at time of formal quoting.

UL listed





INFINITY PENDANT / INFINITY CLUSTER



INFINITY PENDANT

MODEL NO: 300265XX

INFINITY CLUSTER

MODEL NO: 3300266XX

Hand blown, sculpted glass crystal pendants

AS SHOWN (IN PHOTO)

Glass - clear with iridescence

Metal - oil rubbed blackened steel

Cordage - black with netting

DIMENSIONS

Available in 2 sizes

Pendant - 10"W x 11"H

Cluster - 6"W x 6"H (3 piece minimum)

Glass dimensions may vary slightly due to sculpted process

CONFIGURATIONS

Standard 5" diameter canopy provided per pendant/cluster with custom canopies and cord lengths available - pricing upon request

Various canopy and pendant/cluster configurations available - please contact us for additional information

AVAILABLE FINISHES

Glass Crystal Color - clear, olivine*, opaline*, sepia*, smoke*, topaz*, gold leaf*

Glass Crystal Finish - standard, with iridescence, soft etched

Hardware - oil rubbed blackened steel, metal brushed steel, metal brushed brass

Canopy - oil rubbed blackened steel, light oil rubbed blackened steel, satin nickel, satin brass, oxidized brass, antique brass, oil rubbed bronze

Cordage - black with netting, clear with netting

ELECTRICAL

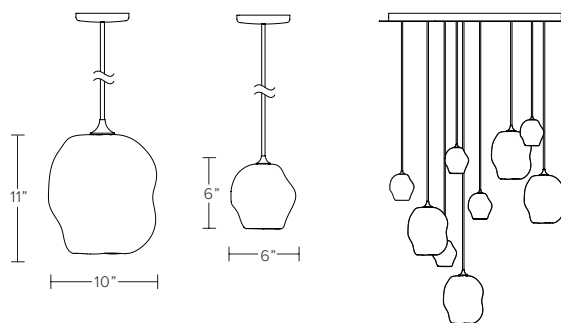
Pendant - 60W incandescent bulb included
5W LED alternative available

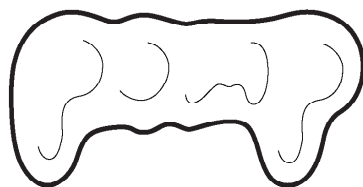
Cluster - 15W incandescent bulb included
2W LED alternative available

ADDITIONAL NOTES

General lead time for standard finishes is 8-10 weeks. Updated lead times provided at time of formal quoting.

UL listed





OPTIC MARBLE CLUSTER



OPTIC MARBLE CLUSTER

MODEL NO: 300267XX

Hand blown, sculpted glass crystal clusters with multiple interior optic lenses.

AS SHOWN (IN PHOTO)

Glass - smoke

Metal - oil rubbed blackened steel

Cordage - black with netting

DIMENSIONS

6"W x 6.5"H

Glass dimensions may vary slightly due to handmade process

CONFIGURATIONS

Standard 5" diameter canopy provided per cluster with custom canopies and cord lengths available - pricing upon request

Various canopy and pendant/cluster configurations available - please contact us for additional information

AVAILABLE FINISHES

Glass Crystal Color - clear, olive*, opaline*, sepia*, smoke*, topaz*, gold leaf*

Glass Crystal Finish - standard, with iridescence, soft etched

Hardware - oil rubbed blackened steel, metal brushed steel, metal brushed brass

Canopy - oil rubbed blackened steel, light oil rubbed blackened steel, brushed silver*, brushed brass*, oxidized brass*

Cordage - black with netting, clear with netting

*premium finish - refer to price guide for additional charges

ELECTRICAL

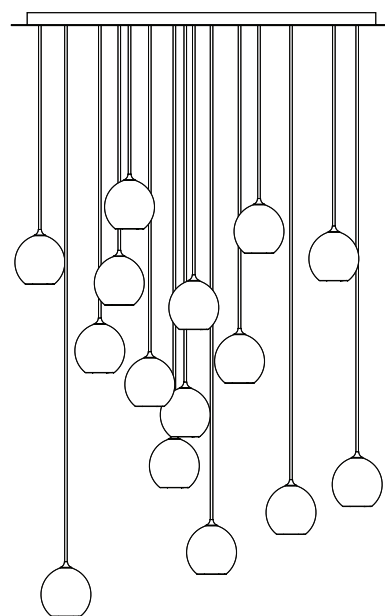
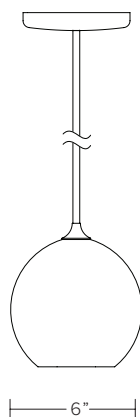
15W incandescent bulb included

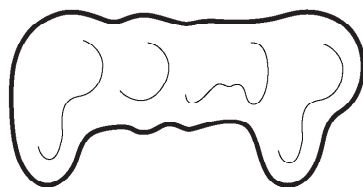
2W LED alternative available

ADDITIONAL NOTES

General lead time for standard finishes is 8-10 weeks. Updated lead times provided at time of formal quoting.

UL listed





SPUN THREAD CLUSTER



SPUN THREAD CLUSTER

MODEL NO: 300268XX

Hand blown, glass crystal clusters with hand applied molten glass threading, approximately 200 threads per piece

AS SHOWN (IN PHOTO)

Glass - clear
Metal - tarnished metal
Cordage - black with netting

DIMENSIONS

5"W x 9"H (3 piece minimum)

Glass dimensions may vary slightly due to handmade process

CONFIGURATIONS

Standard 5" diameter canopy provided per cluster with custom canopies and cord lengths available - pricing upon request

Various canopy and cluster configurations available - please contact us for additional information

AVAILABLE FINISHES

Glass Crystal Color - clear
Glass Crystal Finish - standard or with iridescence
Hardware - metal brushed steel, natural brass,tarnished metal
Canopy - natural metal, tarnished metal, aged blackened metal, natural brass*, tarnished brass*, aged blackened brass*
Cordage - black with netting, clear with netting

*premium finish - refer to price guide for additional charges

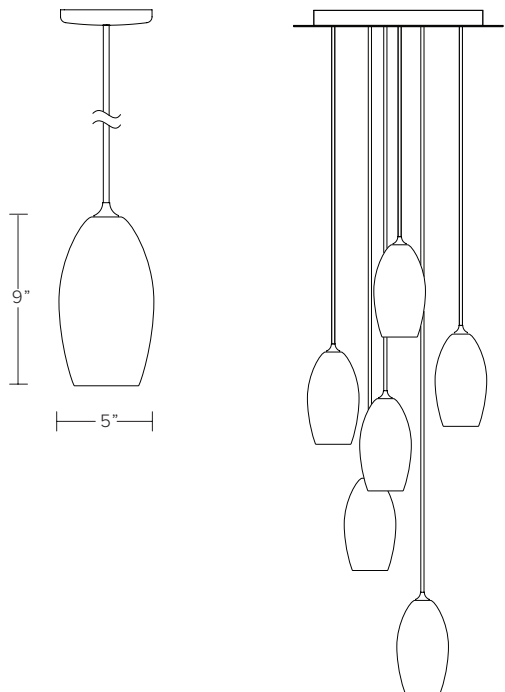
ELECTRICAL

15W incandescent bulb included
2W LED alternative available

ADDITIONAL NOTES

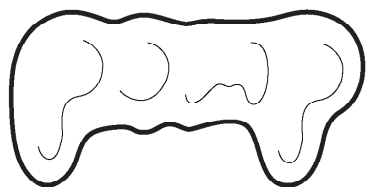
General lead time for standard finishes is 8-10 weeks. Updated lead times provided at time of formal quoting.

UL listed





©2023 JOHN POMP STUDIOS (U.S. PATENT NO. D945,692)



ECLIPSE PENDANT



ECLIPSE PENDANT

MODEL NO: 10160101, 10160201

Two-tone glass crystal pendants, masterfully hand blown and sculpted to shape. Undulating hand carved opening, elegantly suspended on rigid stems

AS SHOWN (IN PHOTO)

Glass - two-tone soft etched white and soft etched clear crystal
Metal - oil rubbed blackened steel

DIMENSIONS

Available in 2 sizes

Large - 12"W x 6"D x 11"H

Small - 10"W x 6"D x 9"H

Glass dimensions may vary slightly due to sculpted process

CONFIGURATIONS

Standard 5" diameter canopy provided per pendant with custom canopies and stem lengths available - pricing upon request

Various canopy and pendant configurations available - please contact us for additional information.

AVAILABLE FINISHES

Glass - Two-tone soft etched white and soft etched clear crystal

Metal - oil rubbed blackened steel, light oil rubbed blackened steel, satin nickel, satin brass, oxidized brass, antique brass, oil rubbed bronze

ELECTRICAL

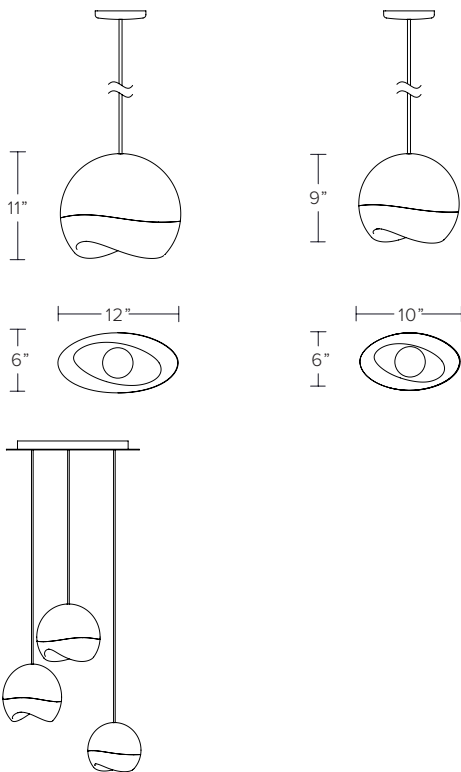
40W incandescent bulb included

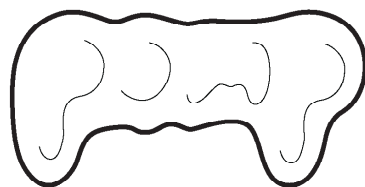
4W LED alternative available

ADDITIONAL NOTES

General lead time for standard finishes is 10-12 weeks. Updated lead times provided at time of formal quoting.

UL listed





CLEAR BAND SCONCE



CLEAR BAND SCONCE

MODEL NO: 10170201

Hand blown, sculpted glass crystal shade with thick clear optic lens on metal backplate

AS SHOWN (IN PHOTO)

Glass - clear

Metal - light oil rubbed blackened steel

DIMENSIONS

6.75"W x 7.75"D x 12"H

Dimension for center of j-box access is 2.5" from top of backplate

AVAILABLE FINISHES

Glass Crystal Color - clear, olivine*, opaline*, sepia*, smoke*, topaz*, gold leaf*

Glass Crystal Finish - standard, with iridescence, soft etched

Metal - oil rubbed blackened steel, light oil rubbed blackened steel, satin nickel, satin brass, oxidized brass, antique brass, oil rubbed bronze

ELECTRICAL

15W incandescent bulb included

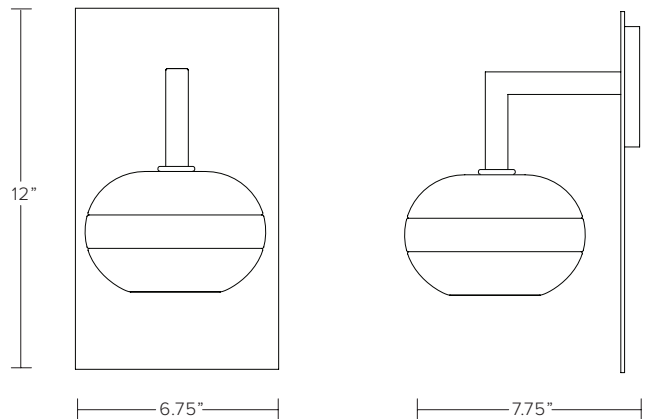
2W LED alternative available

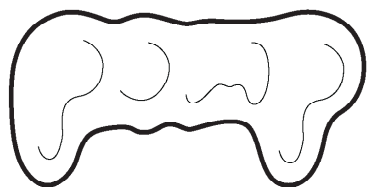
ADDITIONAL NOTES

General lead time for standard finishes is 8-10 weeks. Updated lead times provided at time of formal quoting.

Sconce can be oriented in opposite direction.

UL listed





INFINITY SCONCE



INFINITY SCONCE

MODEL NO: 10210101

Hand blown, sculpted glass crystal shade on metal backplate

AS SHOWN (IN PHOTO)

Glass - clear with iridescence

Metal - light oil rubbed blackened steel

DIMENSIONS

6.75"W x 7.75"D x 12"H

Dimension for center of j-box access is 2.5" from top of backplate

Glass dimensions may vary slightly due to sculpted process

AVAILABLE FINISHES

Glass Crystal Color - clear, olive*, opaline*, sepia*, smoke*, topaz*, gold leaf*

Glass Crystal Finish - standard, with iridescence, soft etched

Metal - oil rubbed blackened steel, light oil rubbed blackened steel, satin nickel, satin brass, oxidized brass, antique brass, oil rubbed bronze

ELECTRICAL

15W incandescent bulb included

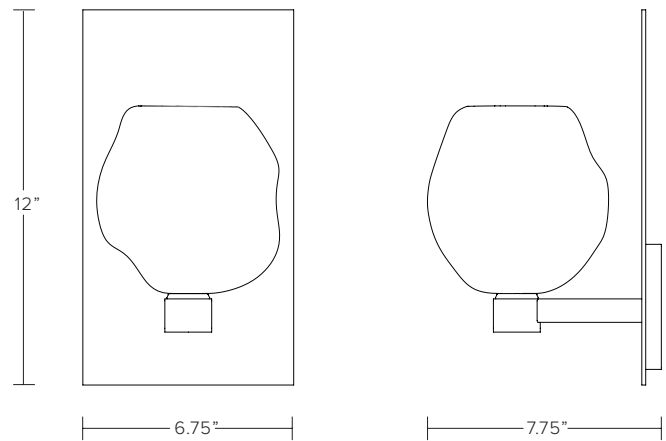
2W LED alternative available

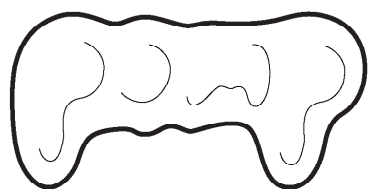
ADDITIONAL NOTES

General lead time for standard finishes is 8-10 weeks. Updated lead times provided at time of formal quoting.

Sconce can be oriented in opposite direction.

UL listed





OPTIC MARBLE SCONCE



OPTIC MARBLE SCONCE

MODEL NO: 10200101

Hand blown, sculpted glass crystal shade with multiple interior optic lenses on metal backplate

AS SHOWN (IN PHOTO)

Glass - clear with iridescence

Metal - oil rubbed blackened steel

DIMENSIONS

6.75"W x 7.75"D x 12"H

Dimension for center of j-box access is 2.5" from bottom of backplate

Glass dimensions may vary slightly due to handmade process

AVAILABLE FINISHES

Glass Crystal Color - clear, olivine*, opaline*, sepia*, smoke*, topaz*, gold leaf*

Glass Crystal Finish - standard, with iridescence, soft etched

Metal - oil rubbed blackened steel, light oil rubbed blackened steel, brushed silver*, brushed brass*, oxidized brass*

*premium finish - refer to price guide for additional charges

ELECTRICAL

15W incandescent bulb included

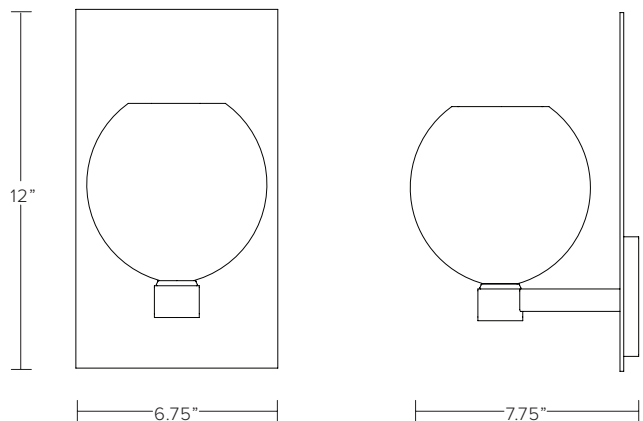
2W LED alternative available

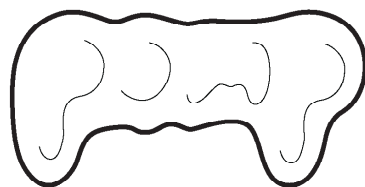
ADDITIONAL NOTES

General lead time for standard finishes is 8-10 weeks. Updated lead times provided at time of formal quoting.

Sconce can be oriented in opposite direction.

UL listed





SPUN THREAD SCONCE



SPUN THREAD SCONCE

MODEL NO: 10220101

Hand blown, sculpted glass crystal shade with hand applied molten glass threading, approximately 200 threads per piece on metal backplate

AS SHOWN (IN PHOTO)

Glass - clear

Metal - oil rubbed blackened steel

DIMENSIONS

6.75"W x 6.75"D x 13.25"H

Dimension for center of j-box access is 2.5" from top of backplate

Glass dimensions may vary slightly due to handmade process

AVAILABLE FINISHES

Glass Crystal Color - clear

Glass Crystal Finish - standard or with iridescence

Metal - oil rubbed blackened steel, light oil rubbed blackened steel, brushed silver*, brushed brass*, oxidized brass*

*premium finish - refer to price guide for additional charges

ELECTRICAL

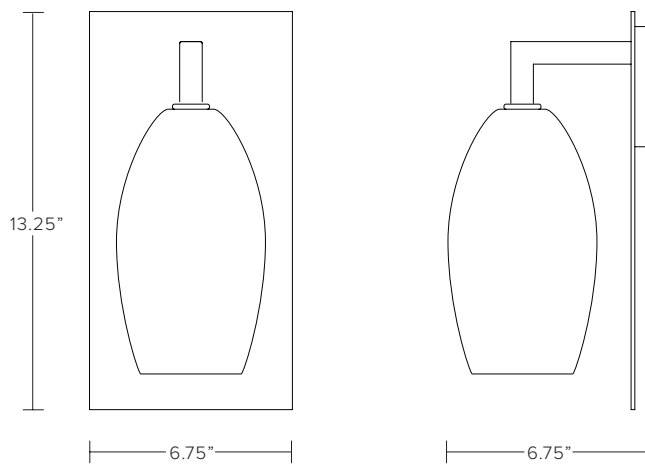
15W incandescent bulb included

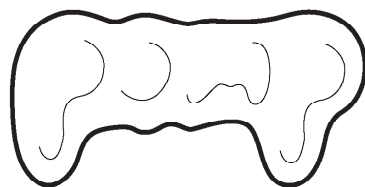
2W LED alternative available

ADDITIONAL NOTES

Lead time is 8-10 weeks, additional 2-3 weeks for premium finishes.

UL listed





LUMENARIUMS



LUMENARIUMS

MODEL NO: 10060X01

Hand blown, sculpted glass crystal cloches in milky white ombré on metal base with varying bulb sizes

AS SHOWN (IN PHOTO)

Glass - milky white ombré

Metal - oil rubbed bronze metal base

DIMENSIONS

Available in two sizes

High - 10"W x 16.25"H

Low - 10"W x 11"H

Glass dimensions may vary slightly due to sculpted process

AVAILABLE FINISHES

Glass Crystal Color - milky white to clear fade

Metal - oil rubbed blackened steel, light oil rubbed blackened steel, satin nickel, satin brass, oxidized brass, antique brass, oil rubbed bronze

ELECTRICAL

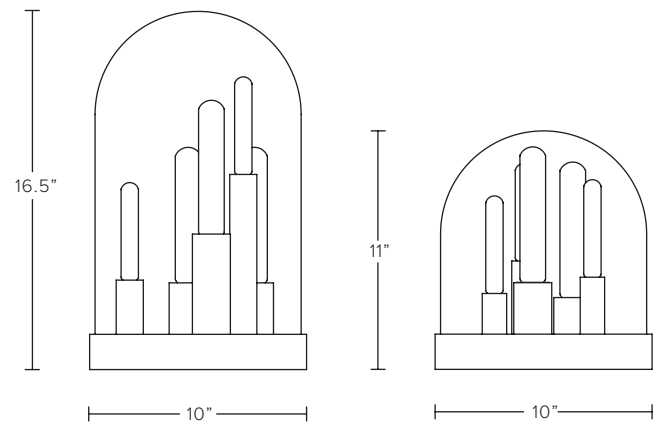
Low and High - 5 incandescent bulbs included, varying wattage (25W-40W)

8' of wire plus dimmer

ADDITIONAL NOTES

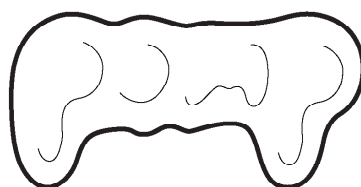
General lead time for standard finishes is 10-12 weeks. Updated lead times provided at time of formal quoting.

UL listing not available





©2023 JOHN POMP STUDIOS (U.S. PATENT NO. D803,467)



CLEAR BAND FLOOR LAMP



CLEAR BAND FLOOR LAMP

MODEL NO: 10170101

Hand blown, sculpted glass crystal pendant suspended by black woven cordage on an oil rubbed blackened steel base with a brass bar switch

AS SHOWN (IN PHOTO)

Glass - smoke

Metal - oil rubbed blackened steel

DIMENSIONS

14"W base x 68"H

AVAILABLE FINISHES

Glass Crystal Color - clear, olivine*, opaline*, sepia*, smoke*, topaz*, gold leaf*

Glass Crystal Finish - standard, with iridescence, soft etched

Metal - oil rubbed blackened steel or light oil rubbed blackened steel with brass details (brass components will naturally patina over time)

*premium finish - refer to price guide for additional charges

ELECTRICAL

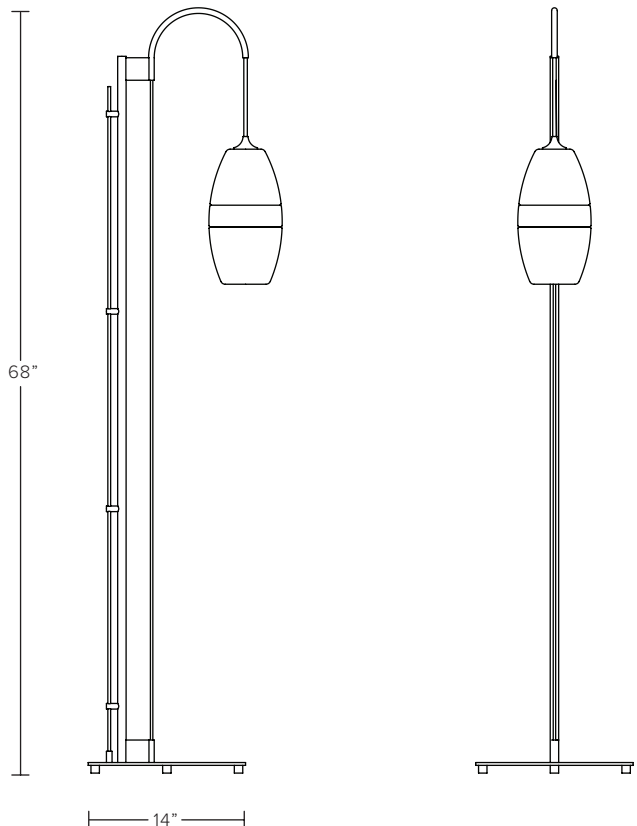
30W incandescent bulb included

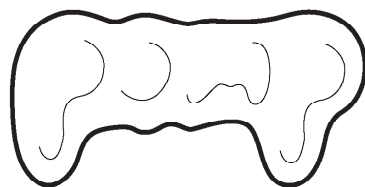
2W LED alternative available

6' of black woven cordage included

ADDITIONAL NOTES

General lead time for standard finishes is 8-10 weeks. Updated lead times provided at time of formal quoting.





DROPLET SIDE TABLE



DROPLET SIDE TABLE

MODEL NO: 10150X01

Hand poured, clear glass crystal table top with hand sculpted droplet inclusion on metal base.

AS SHOWN (IN PHOTO)

Glass - hand poured clear glass crystal with hand sculpted inclusion

Metal - antique brass

DIMENSIONS

Available in three sizes:

Large - Glass - 15.75"W x .875"H
Metal - 18"W x 25"H

Medium - Glass - 13.5"W x .875"H
Metal - 15.5"W x 23.5"H

Small - Glass - 11.5"W x .875"H
Metal - 14"W x 22"H

AVAILABLE FINISHES

Glass - hand poured clear glass crystal with hand sculpted inclusion

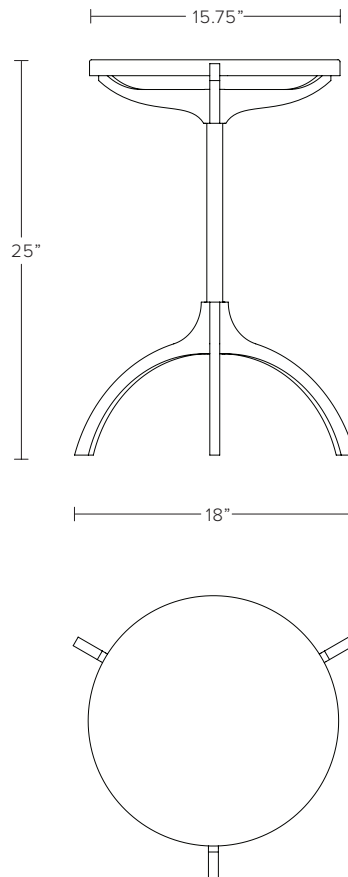
Metal - oil rubbed blackened steel, light oil rubbed blackened steel, satin nickel, satin brass, oil-rubbed bronze, antique brass, oxidized brass

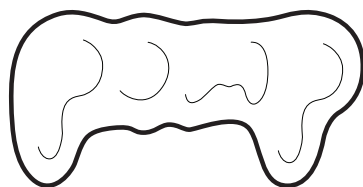
*premium finish - refer to price guide for additional charges

ADDITIONAL NOTES

Lead time is 10-12 weeks, additional 2-3 weeks for premium finishes.

Droplet inclusion placement varies.





STITES SIDE TABLE



STITES SIDE TABLE

MODEL NO: 10090301

Hand poured, layered clear glass crystal table top on satin pale bronze metal base with hand turned wood legs.

AS SHOWN (IN PHOTO)

Metal - satin pale bronze
Wood - dark walnut

DIMENSIONS

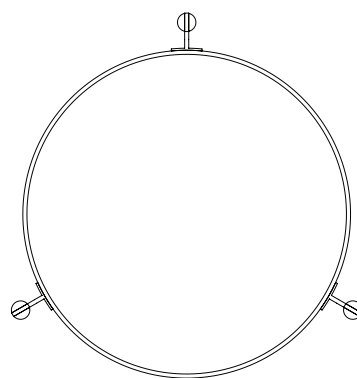
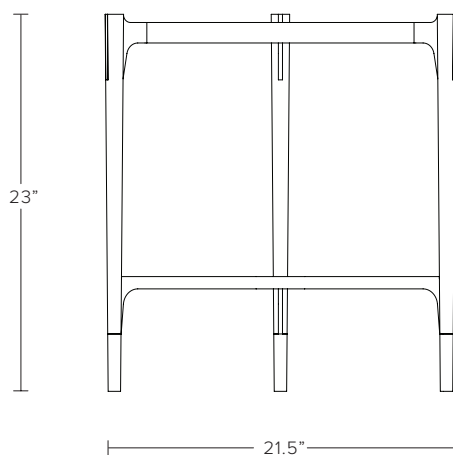
Overall - 21.5"W x 23"H

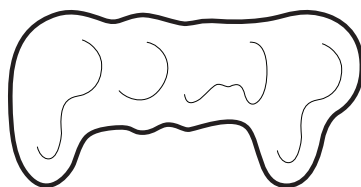
AVAILABLE FINISHES

Glass - hand poured, layered clear glass
Metal - satin pale bronze
Wood - white ash, medium walnut, ebonized ash

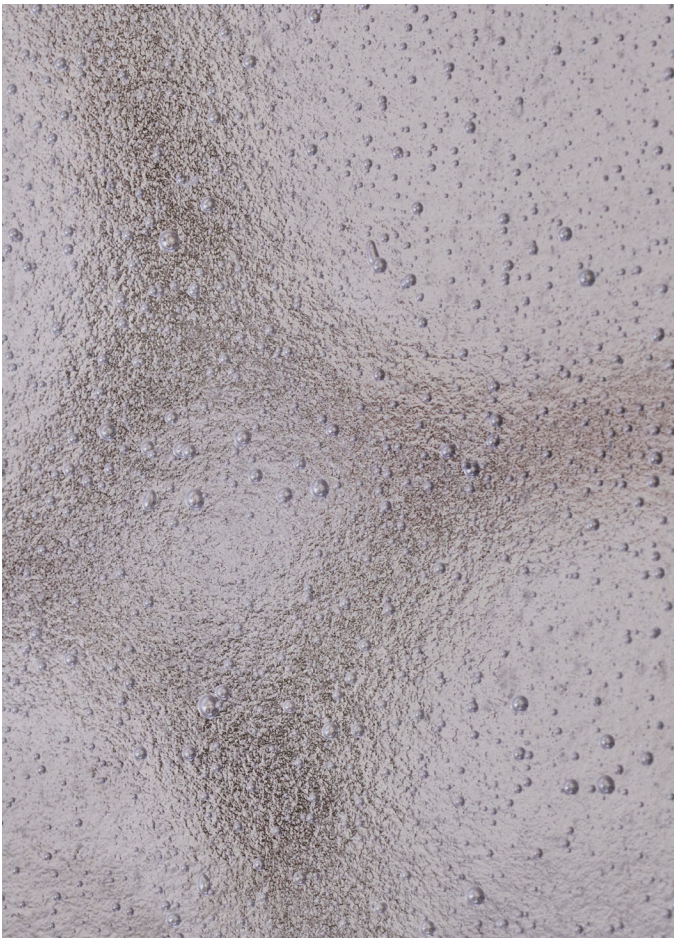
ADDITIONAL NOTES

General lead time for standard finishes is 12-14 weeks. Updated lead times provided at time of formal quoting.





STITES CIRCULAR COCKTAIL TABLE



STITES CIRCULAR COCKTAIL TABLE

MODEL NO: 10090101

Hand cast, clear glass crystal table top with constellation inspired bubble pattern top on satin pale bronze metal base with hand turned wood legs.

AS SHOWN (IN PHOTO)

Metal - satin pale bronze
Wood - dark walnut

DIMENSIONS

Overall - 45"W x 16.5"H

AVAILABLE FINISHES

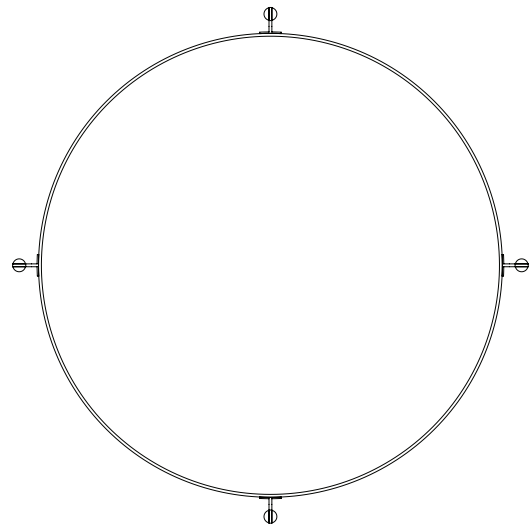
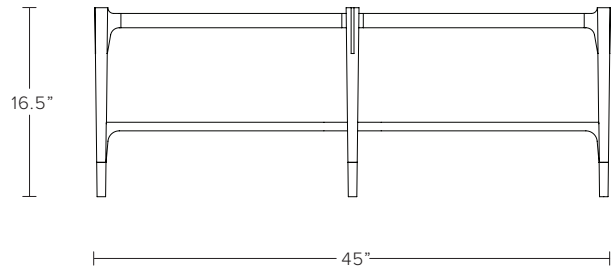
Glass - hand poured, clear glass crystal with constellation inspired bubble pattern

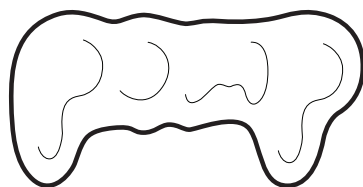
Metal - satin pale bronze

Wood - white ash, medium walnut, ebonized ash

ADDITIONAL NOTES

General lead time for standard finishes is 12-14 weeks. Updated lead times provided at time of formal quoting.





STITES RECTANGULAR COCKTAIL TABLE



STITES RECTANGULAR COCKTAIL TABLE

MODEL NO: 10090201

Hand cast, clear glass crystal table top with constellation inspired bubble pattern top on satin pale bronze metal base with hand turned wood legs.

AS SHOWN (IN PHOTO)

Metal - satin pale bronze

Wood - dark walnut

DIMENSIONS

Overall - 65"W x 31"D x 16.5"H

AVAILABLE FINISHES


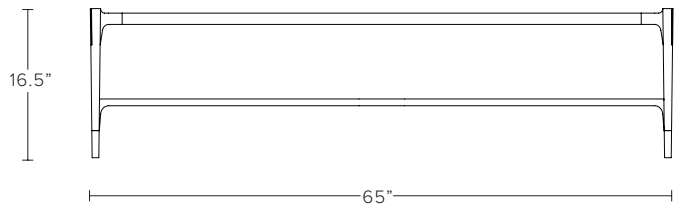
Glass - hand poured, clear glass crystal with constellation inspired bubble pattern

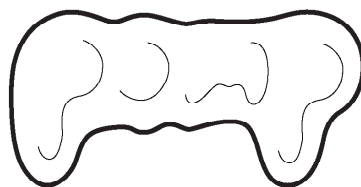
Metal - satin pale bronze

Wood - white ash, medium walnut, ebonized ash

ADDITIONAL NOTES

General lead time for standard finishes is 12-14 weeks. Updated lead times provided at time of formal quoting.





RONDELLE SIDE TABLE



RONDELLE SIDE TABLE

MODEL NO: 10080901

Hand blown, clear glass crystal rondelle drawer face on metal frame with wood panels, leather lined shelf and wood drawer, metal hardware details with flame cut metal top.

AS SHOWN (IN PHOTO)

Metal - frame: oil rubbed blackened steel
top: antique brass

glass hardware: brass

Wood - ebonized ash

Leather - black

DIMENSIONS

Overall - 25"W x 18"D x 25"H

AVAILABLE FINISHES

Wood - white ash, medium walnut, ebonized ash, oxidized walnut

Metal - frame: metal brushed steel, light oil rubbed blackened steel,
or oil rubbed blackened steel


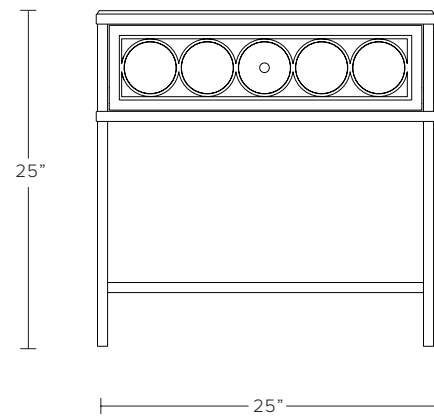
top: satin nickel, antique brass, or oxidized brass

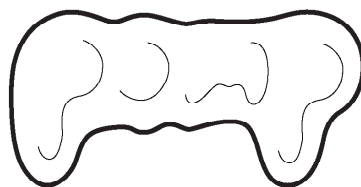
Leather - hand stitched natural tan, bourbon brown, black leather

Glass/handle hardware - silver or brass

ADDITIONAL NOTES

General lead time for standard finishes is 16-18 weeks. Updated lead times provided at time of formal quoting.





RONDELLE CONSOLE



RONDELLE CONSOLE

MODEL NO: 10080701

Hand blown, clear glass crystal rondelle drawer faces on metal frame with wood panels, hand stitched leather shelf and leather lined wood drawers, metal hardware details with flame cut metal top.

AS SHOWN (IN PHOTO)

Metal - frame: light oil rubbed blackened steel
top: oxidized brass
glass hardware: brass
Wood - medium walnut
Leather - bourbon brown

DIMENSIONS


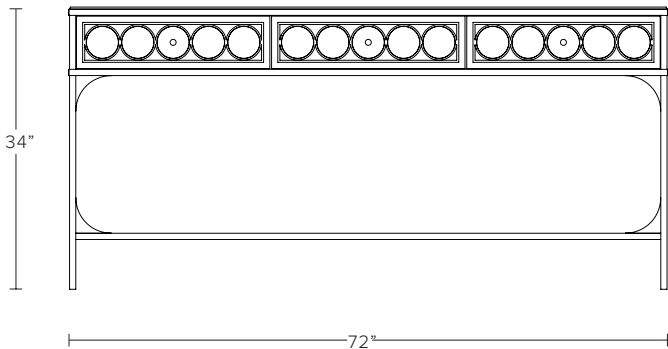
Overall - 72"W x 18"D x 34"H (3 drawers)

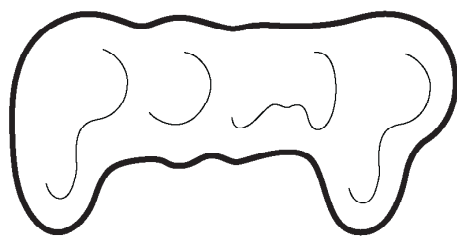
AVAILABLE FINISHES

Wood - white ash, medium walnut, ebonized ash, oxidized walnut
Metal - frame: metal brushed steel, light oil rubbed blackened steel, or oil rubbed blackened steel
top: satin nickel, antique brass, or oxidized brass
Leather - hand stitched natural tan, bourbon brown, black leather
Glass/handle hardware - silver or brass

ADDITIONAL NOTES

General lead time for standard finishes is 16-18 weeks. Updated lead times provided at time of formal quoting.





RONDELLE CREDENZA



RONDELLE CREDENZA

MODEL NO: 10090201

Hand blown, clear glass crystal rondelle door faces on metal frame with wood panels, metal hardware and hand stitched leather details, adjustable interior wood shelving with flame cut metal top.

AS SHOWN (IN PHOTO)

88"W x 22"D x 30"H (4 doors)

Metal - frame: light oil rubbed blackened steel
top: oxidized brass
hardware: brass

Wood - medium walnut

Leather - bourbon brown

DIMENSIONS

Available in six sizes

Low Style

Overall - 60"W x 22"D x 25"H (2 doors)

Overall - 74"W x 22"D x 25"H (2 doors)

Overall - 88"W x 22"D x 25"H (4 doors)

High Style

Overall - 60"W x 22"D x 30"H (4 doors)

Overall - 74"W x 22"D x 30"H (4 doors)

Overall - 88"W x 22"D x 30"H (4 doors)

AVAILABLE FINISHES

Wood - white ash, medium walnut, ebonized ash, oxidized walnut

Metal - frame: metal brushed steel, light oil rubbed blackened steel,
or oil rubbed blackened steel
top: satin nickel, antique brass, or oxidized brass

Leather - hand stitched natural tan, bourbon brown, black leather

Glass/handle hardware - silver or brass


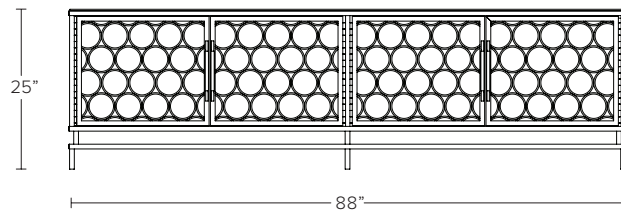

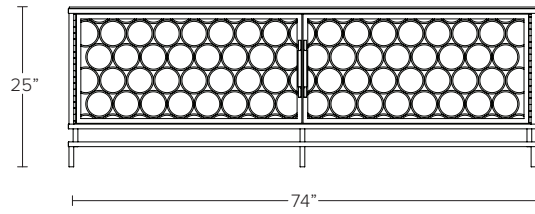

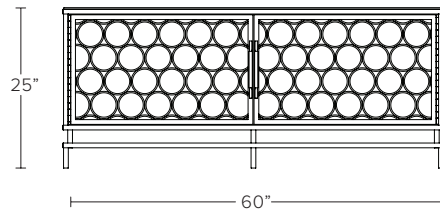
ADDITIONAL NOTES

General lead time for standard finishes is 16-18 weeks. Updated lead times provided at time of formal quoting.


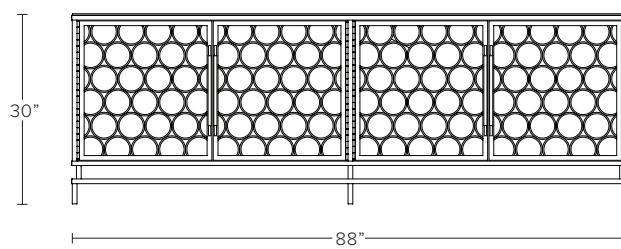

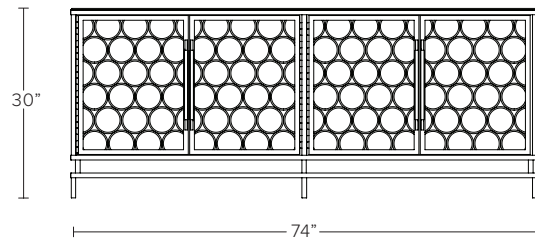

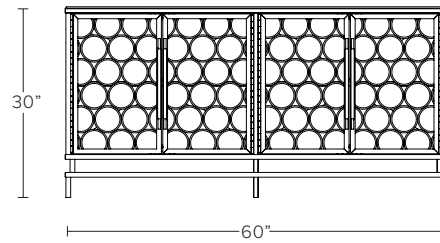


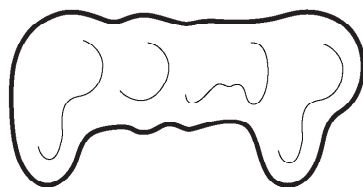
Rondelle Credenza 88"W x 22"D x 30"H (4 doors) with 9 piece Calla Mobile

LOW STYLE



HIGH STYLE





RONDELLE ARMOIRE



RONDELLE ARMOIRE

MODEL NO: 10080801

Hand blown, clear glass crystal rondelle door faces on metal frame with wood panels, leather lined wood drawers and adjustable interior wood shelving, metal hardware and hand stitched leather detail.

AS SHOWN (IN PHOTO)

Metal - frame: light oil rubbed blacked steel
glass hardware: brass

Wood - medium walnut

Leather - bourbon brown

DIMENSIONS

Overall - 42"W x 22"D x 80"H (2 doors / 2 drawers)

AVAILABLE FINISHES

Wood - white ash, medium walnut, ebonized ash, oxidized walnut

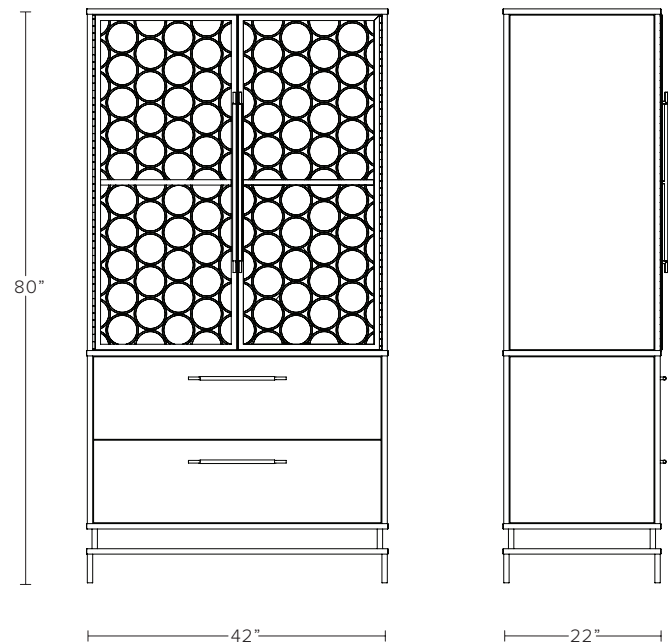
Metal - frame: metal brushed steel, light oil rubbed blackened steel,
or oil rubbed blackened steel

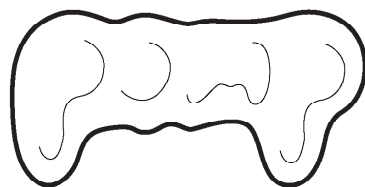
Leather - hand stitched natural tan, bourbon brown, black leather

Glass/handle hardware - silver or brass

ADDITIONAL NOTES

General lead time for standard finishes is 16-18 weeks. Updated lead times provided at time of formal quoting. Wall mounting bracket included.





BETHLEHEM CREDENZA



BETHLEHEM CREDENZA

MODEL NO: 1010XX01

Metal patina doors on metal frame with wood panels and adjustable interior wood shelving, hand-turned walnut legs, brass screw details, distressed leather pulls with flame cut metal top

AS SHOWN (IN PHOTO)

88"W x 22"D x 28"H (4 doors)

Metal - oil rubbed blackened steel
top: oxidized brass

Wood - panels: ebonized ash
legs: walnut

DIMENSIONS

Available in 3 sizes:

Overall - 60"W x 22"D x 28"H (2 doors)

Overall - 74"W x 22"D x 28"H (4 doors)

Overall - 88"W x 22"D x 28"H (4 doors)

AVAILABLE FINISHES


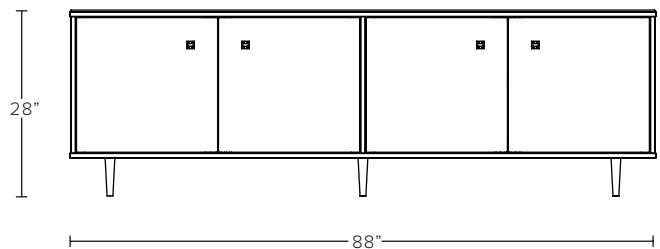
Metal - frame: oil rubbed blackened steel, light oil rubbed blackened steel
top: oil rubbed blackened steel, light oil rubbed blackened steel, antique brass, oxidized brass

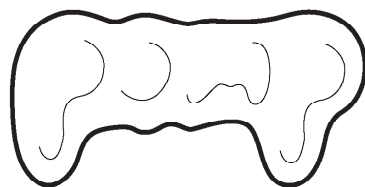
Wood - panels: medium walnut, oxidized walnut, ebonized ash
legs: walnut

Leather- distressed brown leather pulls

ADDITIONAL NOTES

General lead time for standard finishes is 10-12 weeks. Updated lead times provided at time of formal quoting.





BONHAM LOUNGE CHAIR / BONHAM OTTOMAN



BONHAM LOUNGE CHAIR

MODEL NO: 101101XX

BONHAM OTTOMAN

MODEL NO: 101102XX

Tufted, distressed leather cushion on metal frame with brass embellishments; chair includes a detachable, brass-weighted headrest pillow

AS SHOWN (IN PHOTO)

Chair:
 Metal - aged blackened metal with brass embellishments
 Leather - distressed ocean blue with black strapping

Ottoman:
 Metal - aged blackened metal with brass embellishments
 Leather - distressed ocean blue with black strapping

DIMENSIONS

Chair - Overall dimensions - 34"W x 35"D x 41"H
 Arm height - 22"H
 Seat height with cushion - 17"H

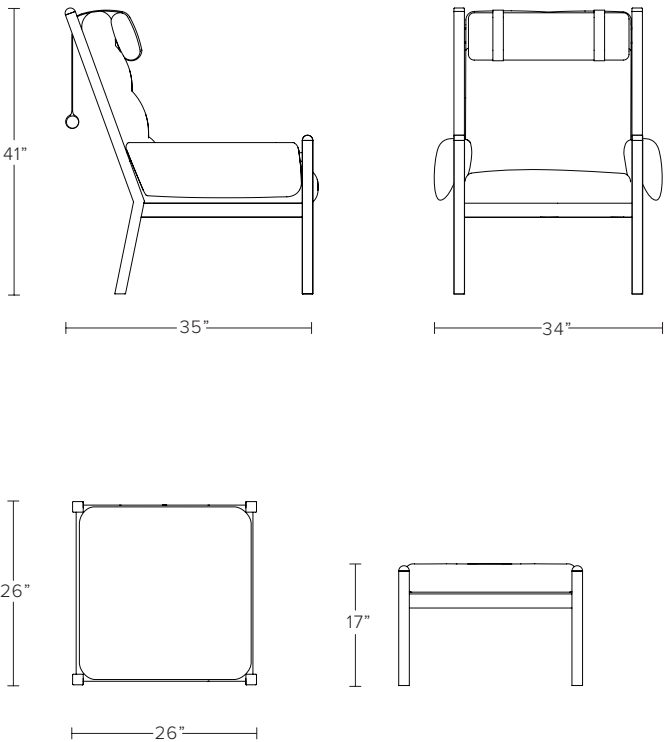
Ottoman - Overall dimensions - 26"W x 26"D x 17"H

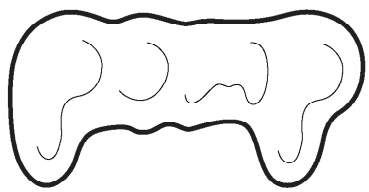
AVAILABLE FINISHES

Frame - natural metal, tarnished metal, aged blackened metal with brass details
 Leather - distressed midnight black, distressed ocean blue or distressed bourbon brown with black or brown strapping

ADDITIONAL NOTES

General lead time for standard finishes is 10-12 weeks. Updated lead times provided at time of formal quoting.
 COL - 100sqft (chair), 50sqft (ottoman)





CALDERA SIDE TABLE



CALDERA SIDE TABLE

MODEL NO: 10300X01

Hand poured, clear crystal glass table top on sculpted metal base.

AS SHOWN (IN PHOTO)

Glass - clear with iridescence

Metal - burnished silver

DIMENSIONS

Available in three sizes:

High - 10"W x 24.25"H

Medium - 13"W x 20.5"H

Low - 15.25"W x 13.75"H

AVAILABLE FINISHES

Glass Crystal Color - clear

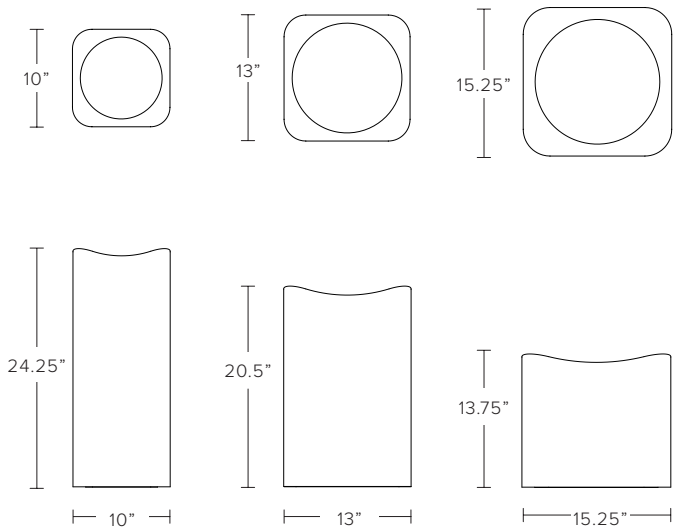
Glass Crystal Finish - standard or with iridescence

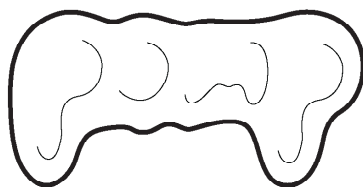
Metal - oil rubbed blackened steel, light oil rubbed blackened steel, brushed silver, burnished silver, polished obsidian*

*premium finish - refer to price guide for additional charges

ADDITIONAL NOTES

General lead time for standard finishes is 10-12 weeks. Updated lead times provided at time of formal quoting.





CALDERA CONSOLE TABLE



CALDERA CONSOLE TABLE

MODEL NO: 10300401

Hand poured, clear crystal glass table top on sculpted metal base.

AS SHOWN (IN PHOTO)

Glass - clear

Metal - burnished silver

DIMENSIONS

66"W x 18"D x 31.5"H

AVAILABLE FINISHES

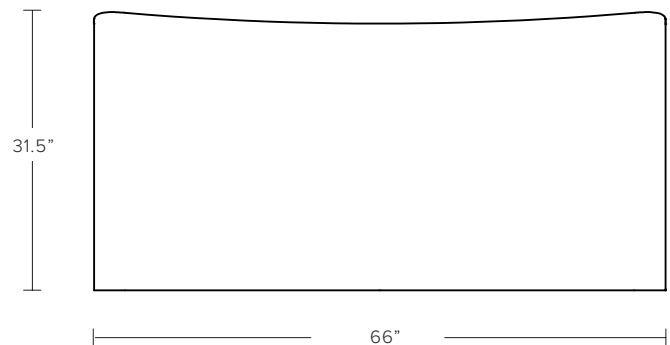
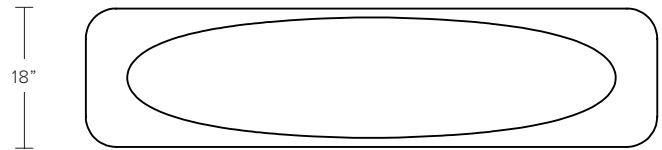

Glass Crystal Color - clear

Metal - oil rubbed blackened steel, light oil rubbed blackened steel, brushed silver, burnished silver, polished obsidian*

*premium finish - refer to price guide for additional charges

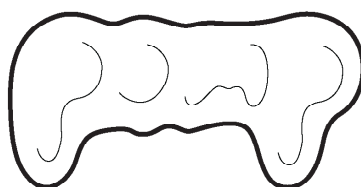
ADDITIONAL NOTES

General lead time for standard finishes is 10-12 weeks. Updated lead times provided at time of formal quoting.





©2023 JOHN POMP STUDIOS (U.S. PATENT PENDING)



CALDERA COCKTAIL TABLE



CALDERA COCKTAIL TABLE

MODEL NO: 10300X01

Hand poured, clear crystal glass table top on sculpted metal base.

AS SHOWN (IN PHOTO)

Glass - clear

Metal - burnished silver

DIMENSIONS

Available in two sizes:

Medium - 36"W x 14"H

Large - 48"W x 14"H

AVAILABLE FINISHES

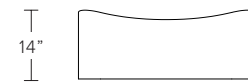
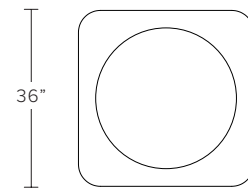
Glass Crystal Color - clear

Metal - oil rubbed blackened steel, light oil rubbed blackened steel, brushed silver, burnished silver, polished obsidian*

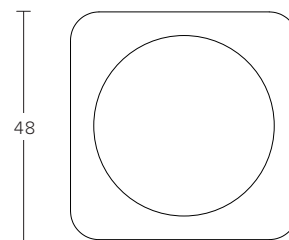
*premium finish - refer to price guide for additional charge

ADDITIONAL NOTES

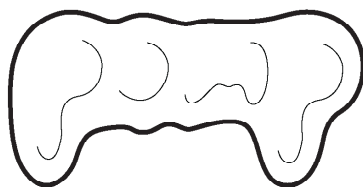
General lead time for standard finishes is 10-12 weeks. Updated lead times provided at time of formal quoting.



36"



48"



RIFT DINING TABLE



RIFT DINING TABLE

MODEL NO: 10310X01

Hand cast, diverging glass slabs on sculpted, patinated metal with polished reveals

AS SHOWN (IN PHOTO)

12 ft - 144"W x 42"D x 30"H

Glass - clear

Metal - oil rubbed blackened steel and burnished silver accents

DIMENSIONS

Available in three sizes:

8 ft - 96"W x 42"D x 30"H

10 ft - 120"W x 42"D x 30"H

12 ft - 144"W x 42"D x 30"H


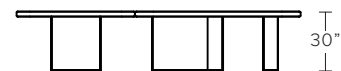
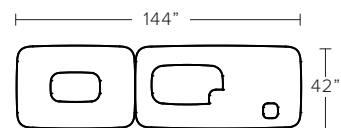
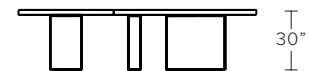
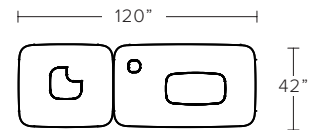
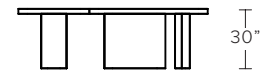
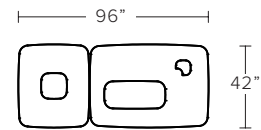
AVAILABLE FINISHES

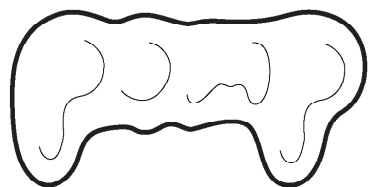
Glass Crystal Color - clear crystal, smoke, olivine, topaz

Metal - oil rubbed blackened steel with burnished silver accents,
light oil rubbed blackened steel with burnished silver accents,
brushed silver with burnished silver accents

ADDITIONAL NOTES

General lead time for standard finishes is 16-20 weeks. Updated lead times provided at time of formal quoting.





RIFT CHAIR



RIFT CHAIR

MODEL NO: 10310101

Thick leather slumped over sculpted, patinated metal with polished metal reveals.

AS SHOWN (IN PHOTO)

Metal - oil rubbed blackened steel with burnished silver accents
Leather - obsidian

DIMENSIONS

Chair - 23.75"W x 20.75"D x 25.25"H
Arm height - 25.25"H
Seat height - 17"H

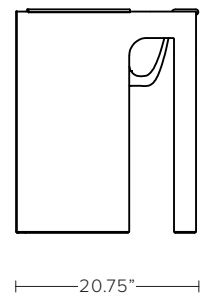
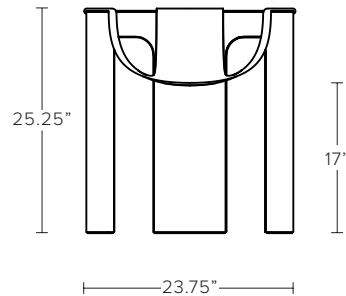
AVAILABLE FINISHES

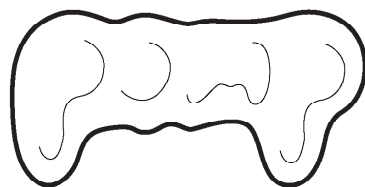
Meta - oil rubbed blackened steel with burnished silver accents,
light oil rubbed blackened steel with burnished silver accents,
brushed silver with burnished silver accents

Leather - dark moss, obsidian, smoke, fog, ash, pumice, loam, bark,
burnt umber, silt, terra, sand

ADDITIONAL NOTES

General lead time for standard finishes is 12-14 weeks. Updated lead times provided at time of formal quoting.





RIFT LOUNGE CHAIR



RIFT LOUNGE CHAIR

MODEL NO: 10310201

Thick leather draped over sculpted, patinated metal with polished reveals.

AS SHOWN (IN PHOTO)

Metal - oil rubbed blackened steel with burnished silver accents
Leather - smoke

DIMENSIONS

Chair - 33.25"W x 31.25"D x 40.25"H
Arm height - 20.25"H
Seat height - 15"H

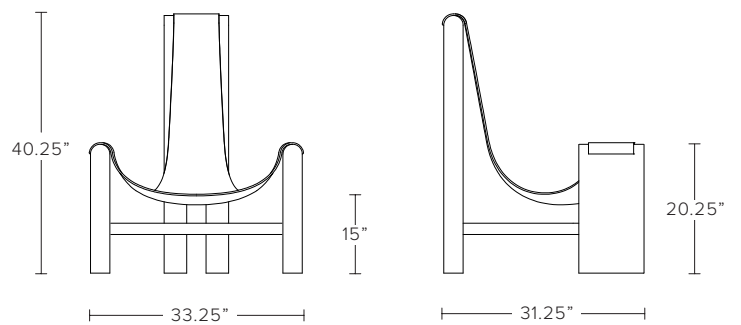
AVAILABLE FINISHES

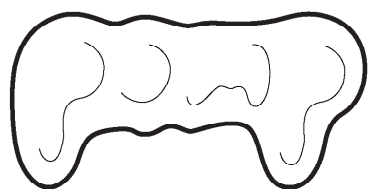
Metal - oil rubbed blackened steel with burnished silver accents,
light oil rubbed blackened steel with burnished silver accents,
brushed silver with burnished silver accents

Leather - dark moss, obsidian, smoke, fog, ash, pumice, loam, bark,
burnt umber, silt, terra, sand

ADDITIONAL NOTES

General lead time for standard finishes is 12-14 weeks. Updated lead times provided at time of formal quoting.





RIFT BENCH



RIFT BENCH

MODEL NO: 10310301

Hand felted throw of natural fibers draped over sculpted, patinated metal with polished reveals.

AS SHOWN (IN PHOTO)

Metal - oil rubbed blackened steel with burnished silver accent
Throw - hand felted wool, mohair, and silk throw

DIMENSIONS

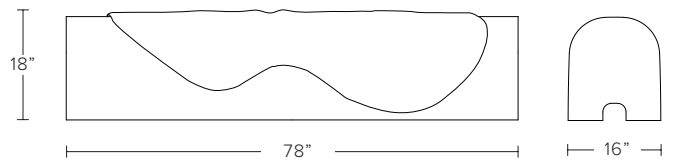
78"W x 16"D x 18"H

AVAILABLE FINISHES

Metal - oil rubbed blackened steel with burnished silver accent,
light oil rubbed blackened steel with burnished silver accent,
brushed silver with burnished silver accent
Throw (optional) - hand felted wool, mohair, and silk throw

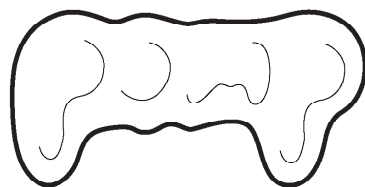
ADDITIONAL NOTES

General lead time for standard finishes is 12-14 weeks. Updated lead times provided at time of formal quoting.





© 2023 JOHN POMP STUDIOS (U.S. PATENT PENDING)



WARP CONSOLE



WARP CONSOLE

MODEL NO: 10320401

Hand cast, thick glass crystal slab on sculpted, crushed metal base

AS SHOWN (IN PHOTO)

Glass - smoke

Metal - burnished silver

DIMENSIONS

80"W x 16"D x 30"H

custom sizing upon request

AVAILABLE FINISHES

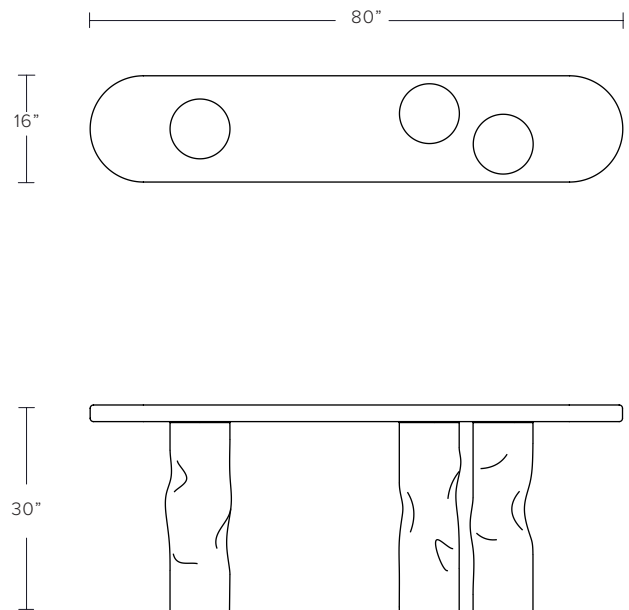
Glass Crystal Color - clear crystal, olivine*, smoke*, topaz*


Metal - burnished silver, brushed silver, oil rubbed blackened steel, light oil rubbed blackened steel, polished obsidian*

*premium finish - refer to price guide for additional charges


ADDITIONAL NOTES

General lead time for standard finishes is 12-14 weeks. Updated lead times provided at time of formal quoting.





WARP COCKTAIL TABLE



WARP COCKTAIL TABLE

MODEL NO: 10320X01

Hand cast, thick glass crystal slab on sculpted, crushed metal base

AS SHOWN (IN PHOTO)

Large - 48"W x 16"H

Glass - clear crystal

Metal - burnished silver

DIMENSIONS

Available in two sizes

Small - 36"W x 16"H

Large - 48"W x 16"H

custom sizing upon request

AVAILABLE FINISHES

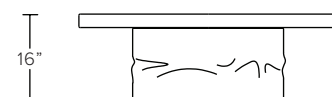
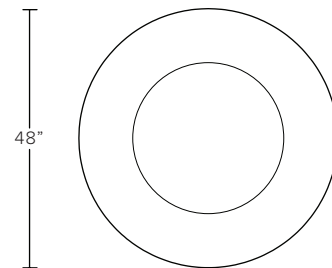
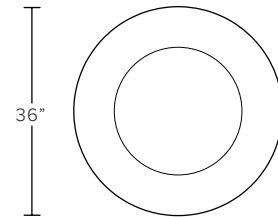
Glass Crystal Color - clear, olive*, smoke*, topaz*

Metal - burnished silver, brushed silver, oil rubbed blackened steel, light oil rubbed blackened steel, polished obsidian*

*premium finish - refer to price guide for additional charges

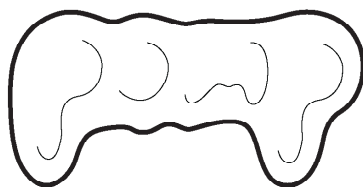
ADDITIONAL NOTES

General lead time for standard finishes is 12-14 weeks. Updated lead times provided at time of formal quoting.





© 2023 JOHN POMP STUDIOS (U.S. PATENT PENDING)



WARP STOOL



WARP STOOL

MODEL NO: 10320X01

Sculpted, crushed metal

AS SHOWN (IN PHOTO)

Counter stool - 11"W x 24"H
Metal - polished obsidian

DIMENSIONS

Available in three sizes

Bar stool - 11"W x 28"H
Counter stool - 11"W x 24"H
Dining stool - 12"W x 18"H
custom sizing upon request

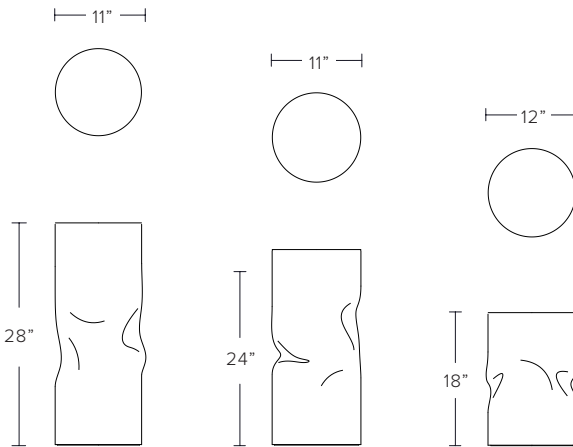
AVAILABLE FINISHES

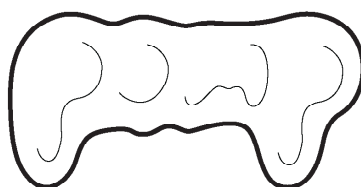
Metal - burnished silver, brushed silver, oil rubbed blackened steel, light oil rubbed blackened steel, polished obsidian*

*premium finish - refer to price guide for additional charges

ADDITIONAL NOTES

General lead time for standard finishes is 10-12 weeks. Updated lead times provided at time of formal quoting.





WARP DINING TABLE



WARP DINING TABLE

MODEL NO: 10320X01

Hand cast, thick glass crystal slab on sculpted, crushed metal base

AS SHOWN (IN PHOTO)

Long - 96"W x 42"D x 30"H

Glass - clear

Metal - burnished silver

DIMENSIONS

Long - 96"W x 42"D x 30"H

Round - 56"W x 30"H

custom sizing upon request

AVAILABLE FINISHES

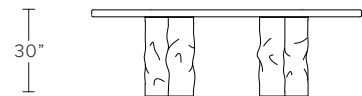
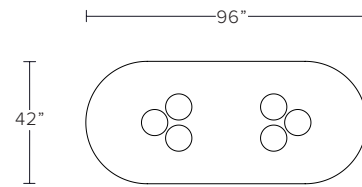
Glass Crystal Color - clear crystal, olivine*, smoke*, topaz*

Metal - burnished silver, brushed silver, oil rubbed blackened steel,
light oil rubbed blackened steel, polished obsidian*

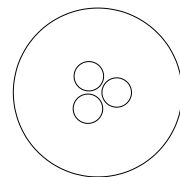
*premium finish - refer to price guide for additional charges

ADDITIONAL NOTES


General lead time for standard finishes is 12-14 weeks. Updated lead times provided at time of formal quoting.





56"



30"



MONOLITH CIRCULAR DINING TABLE



MONOLITH CIRCULAR/SQUARE DINING TABLE

MODEL NO: 10370X01

Hand cast, thick glass crystal on sculpted, patinated
ombré metal base

AS SHOWN (IN PHOTO)

Tapered base with circular top - approx. dimensions

60"W x 60"D x 31"H

Glass - clear

Metal - ombré brass

DIMENSIONS

Available in eighteen sizes:

Rounded Base

36"W x 30"H

42"W x 30"H

48"W x 30"H

60"W x 30"H

66"W x 30"H

72"W x 30"H

Squared Base

36"W x 30"H

42"W x 30"H

48"W x 30"H

60"W x 30"H

66"W x 30"H

72"W x 30"H

Tapered Base

36"W x 30"H

42"W x 30"H

48"W x 30"H

60"W x 30"H

66"W x 30"H

72"W x 30"H

AVAILABLE FINISHES

Glass Crystal Color - clear crystal, olivine*, smoke*, topaz*

Metal - natural metal, tarnished metal, aged blackened metal,
natural brass*, tarnished brass*, aged blackened brass*,
ombré metal*, ombré brass*, brushed to polished ombré metal*,
brushed to polished ombré brass*

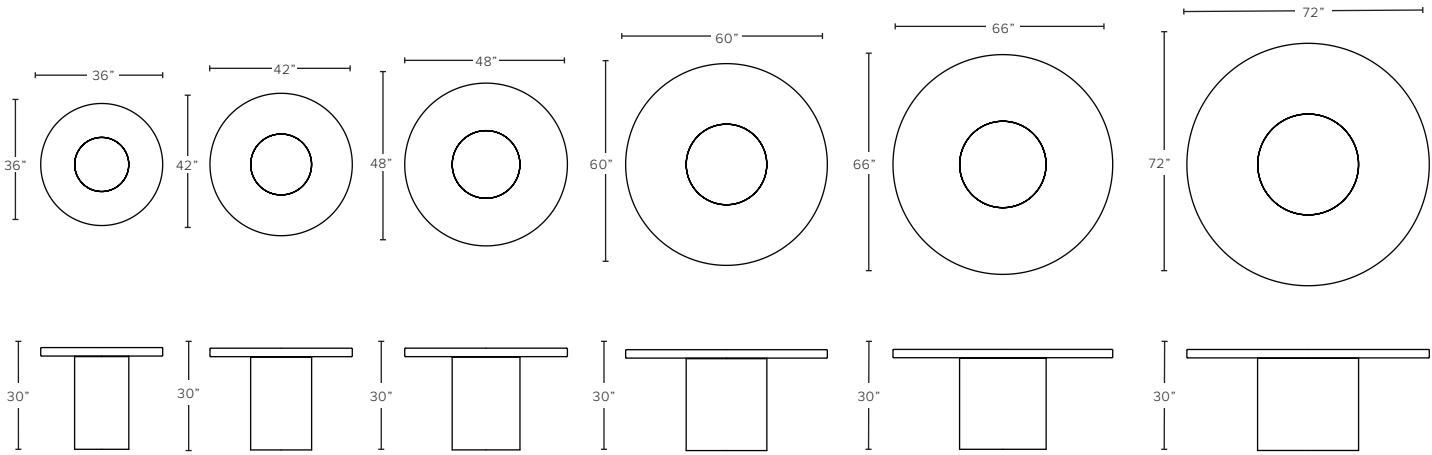
*premium finish - refer to price guide for additional charges

ADDITIONAL NOTES

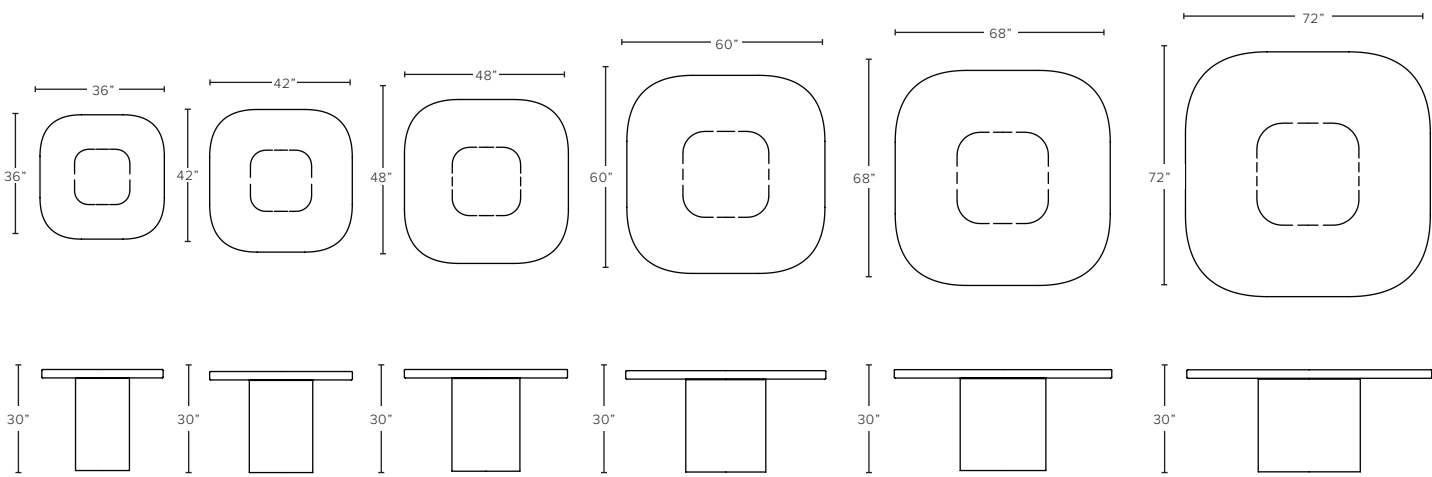
General lead time for standard finishes is 16-20 weeks. Updated lead
times provided at time of formal quoting. Tables weigh between 300 and
1250 lbs. Installation must be performed by a qualified installer - please
contact us for additional information.



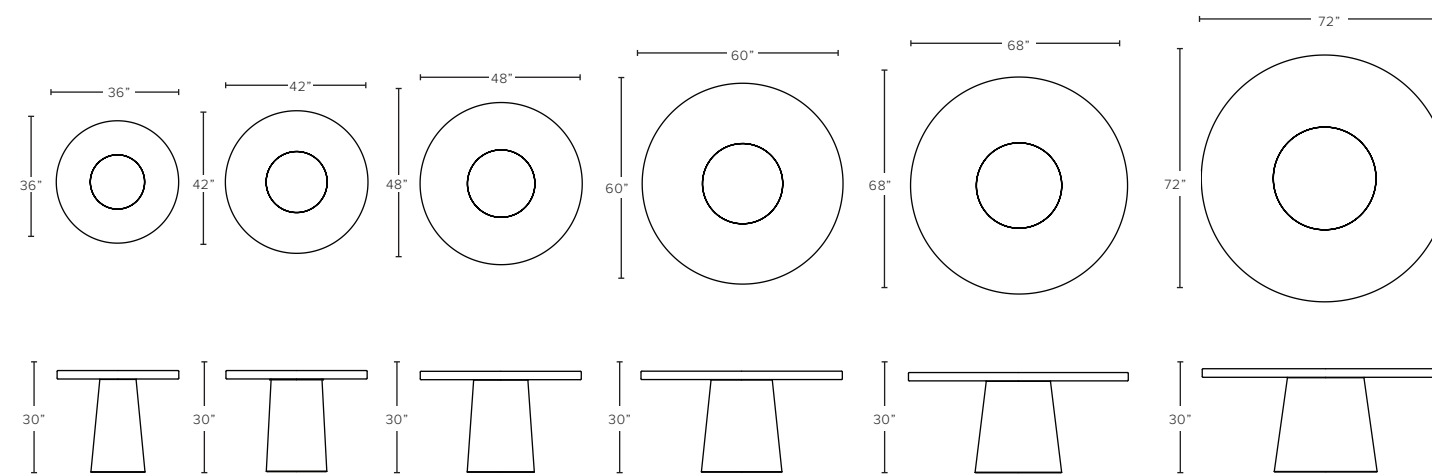
ROUNDED BASE




SQUARED BASE




TAPERED BASE





MONOLITH DINING TABLE



MONOLITH DINING TABLE

MODEL NO: 10370X01

Hand cast, thick glass crystal on sculpted, patinated
ombré metal base

AS SHOWN (IN PHOTO)

Round Base, 96"W x 42"D x 30"H

Glass - clear crystal

Metal - ombré brass

DIMENSIONS

Available in nine sizes:

Round Base

96"W x 42"D x 30"H

120"W x 42"D x 30"H

144"W x 42"D x 30"H

Soft Square Base

96"W x 42"D x 30"H

120"W x 42"D x 30"H

144"W x 42"D x 30"H

Taper Base

96"W x 42"D x 30"H

120"W x 42"D x 30"H

144"W x 42"D x 30"H

AVAILABLE FINISHES


Glass Crystal Color - clear crystal, olivine*, smoke*, topaz*

Metal - natural metal, tarnished metal, aged blackened metal,
natural brass*, tarnished brass*, aged blackened brass*,
ombré metal*, ombré brass*, brushed to polished ombré metal*,
brushed to polished ombré brass*

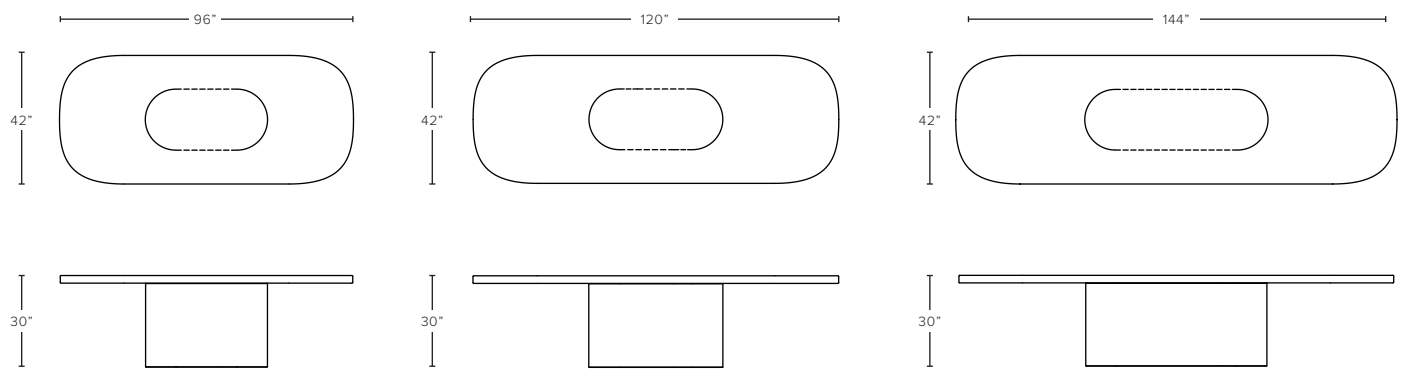
*premium finish - refer to price guide for additional charges

ADDITIONAL NOTES

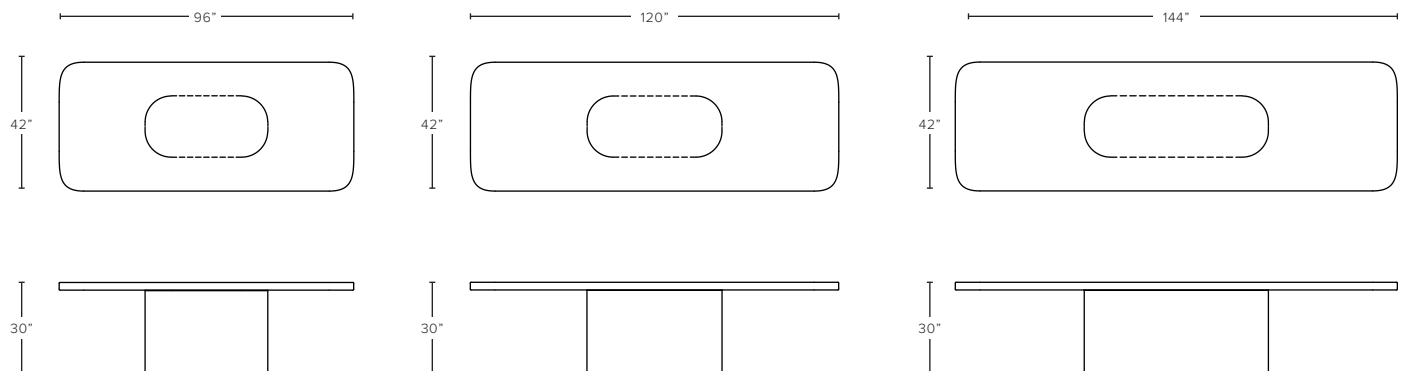
General lead time for standard finishes is 16-20 weeks. Updated lead times provided at time of formal quoting. Tables weigh between 900 and 1475 lbs. Installation must be performed by a qualified installer - please contact us for additional information.



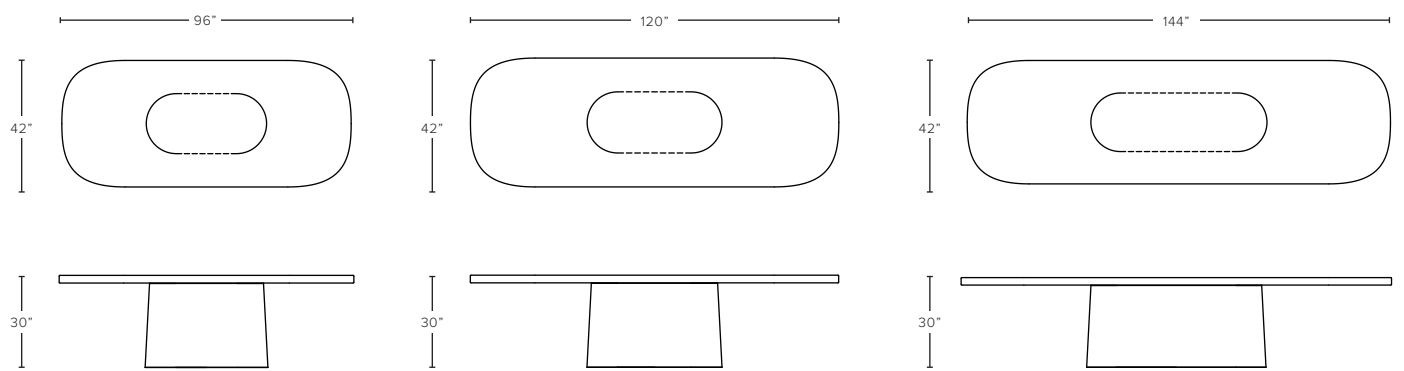
ROUND BASE




SOFT SQUARE BASE



TAPER BASE





MONOLITH STOOL



MONOLITH STOOL

MODEL NO: 10374X01

Soft, upholstered seat atop a sculpted, patinated ombré metal base.

AS SHOWN (IN PHOTO)

Dining stool - 12"W x 19"H
Metal - ombré brass
Mohair - silt

DIMENSIONS

Dining stool - 12"W x 19"H
Counter stool - 11"W x 25"H
Bart stool - 11"W x 28"H

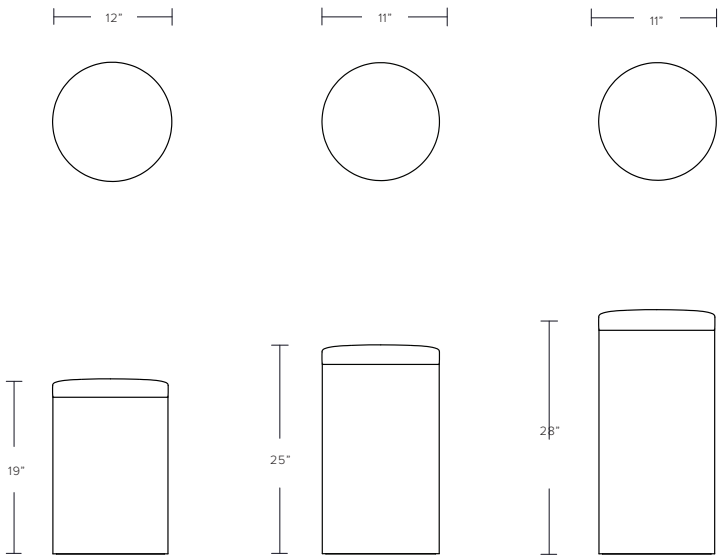
AVAILABLE FINISHES


Metal - natural metal, tarnished metal, aged blackened metal, natural brass*, tarnished brass*, aged blackened brass*, ombre metal*, ombre brass*
Leather - dark moss, lagoon, deep sea, charcoal, obsidian, graphite, silt, bark, garnet, red clay, terra, burnt umber, ochre
Mohair - sage, jade, deep sea, lagoon, surf, fog, slate, silt, obsidian, graphite, moss, clay, dune, bone, sand, ivory, plaster, copper, rust, terra, umber, ochre

*premium finish - refer to price guide for additional charges

ADDITIONAL NOTES

General lead time for standard finishes is 10-12 weeks. Updated lead times provided at time of formal quoting.





MONOLITH BENCH



MONOLITH BENCH

MODEL NO: 10374701

Soft, upholstered seat atop a sculpted, patinated ombré metal base.

AS SHOWN (IN PHOTO)

Metal - ombré brass

Mohair - silt

DIMENSIONS

72"W x 16"D x 19"H

AVAILABLE FINISHES

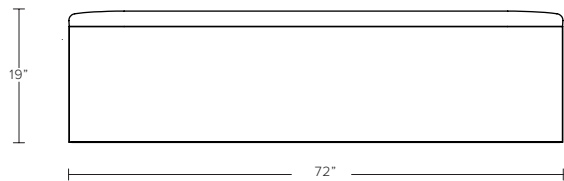

Metal - natural metal, tarnished metal, aged blackened metal, natural brass*, tarnished brass*, aged blackened brass*, ombre metal*, ombre brass*

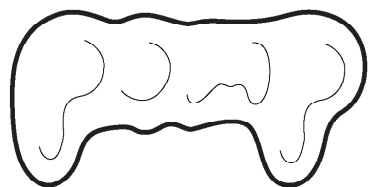
Leather - dark moss, lagoon, deep sea, charcoal, obsidian, graphite, silt, bark, garnet, red clay, terra, burnt umber, ochre

Mohair - sage, jade, deep sea, lagoon, surf, fog, slate, silt, obsidian, graphite, moss, clay, dune, bone, sand, ivory, plaster, copper, rust, terra, umber, ochre

ADDITIONAL NOTES

General lead time for standard finishes is 12-14 weeks. Updated lead times provided at time of formal quoting.





DROP STRAP RIPPLED MIRROR



DROP STRAP RIPPLED MIRROR

MODEL NO: 10230101

Hand blown, silvered glass mirror suspended in circular metal frame with black hand stitched leather strap, brass screw detail and metal mounting puck

AS SHOWN (IN PHOTO)

Glass - silvered mirror

Metal - oil rubbed blackened steel

DIMENSIONS

Overall - approximately 34"H (including strap)

Mirror frame - approximately 22"W x 1.5"D

Mounting puck - 2" diameter

Glass dimensions may vary slightly due to handmade process

AVAILABLE FINISHES

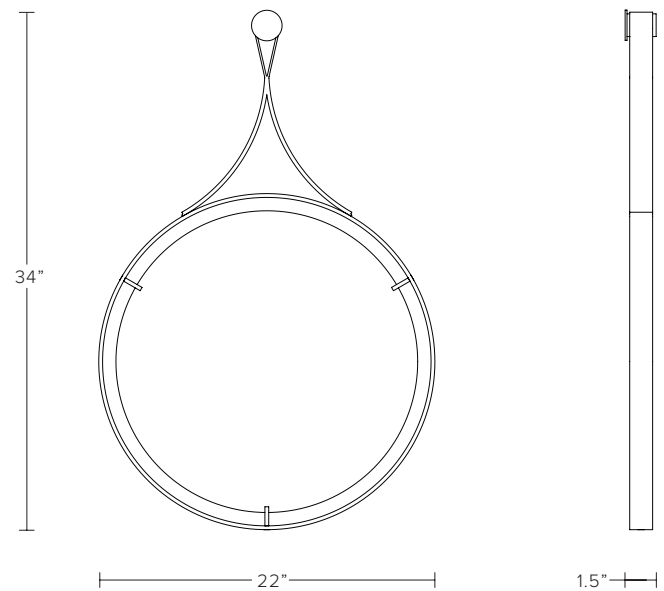
Mirror - hand blown, silvered glass mirror or standard plate glass mirror

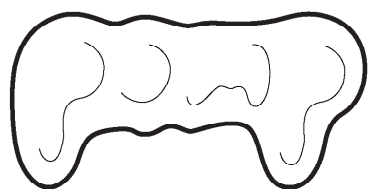

Metal - oil rubbed blackened steel, light oil rubbed blackened steel

Leather - black, hand stitched leather strap

ADDITIONAL NOTES

General lead time for standard finishes is 10-12 weeks. Updated lead times provided at time of formal quoting.





FAIRMOUNT MIRROR



FAIRMOUNT MIRROR

MODEL NO: 10230301

Plate glass mirror suspended in rectangular metal frame with brass screw detail and metal mounting puck

AS SHOWN (IN PHOTO)

Metal - oil rubbed blackened steel

Leather - black, hand stitched leather strap

DIMENSIONS

Overall - 17"W x 1.5"D x approximately 45.5"H (including strap)

Mounting puck - 2" diameter

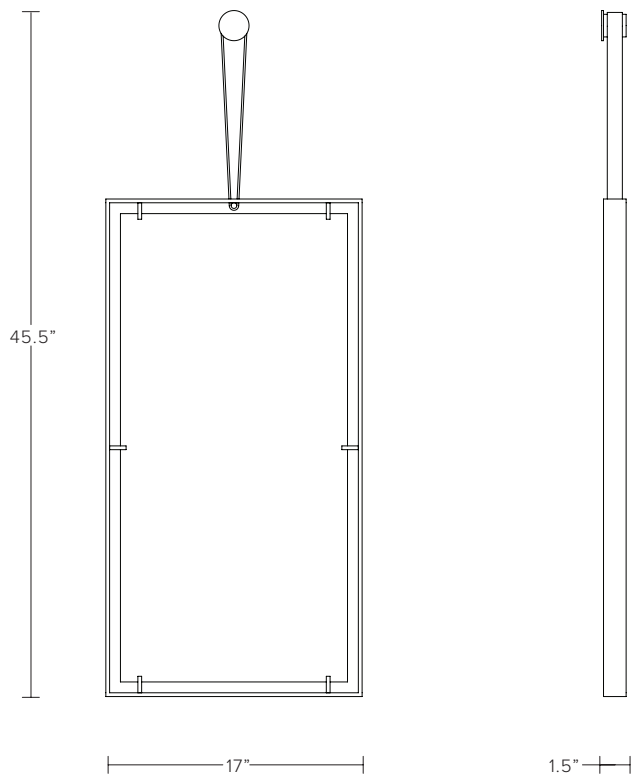
AVAILABLE FINISHES

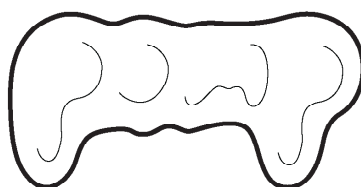

Mirror - standard plate glass mirror

Metal - oil rubbed blackened steel, light oil rubbed blackened steel

ADDITIONAL NOTES

General lead time for standard finishes is 8-10 weeks. Updated lead times provided at time of formal quoting.





WARP MIRROR



WARP MIRROR

MODEL NO: 10321X01

Crushed, polished metal mirror.

AS SHOWN (IN PHOTO)

Metal - burnished metal

DIMENSIONS

Available in three sizes

Small - 24"W x 3"D x 24"H

Medium - 48"W x 3"D x 24"H

Large - 96"W x 5"D x 36"H

custom sizing upon request

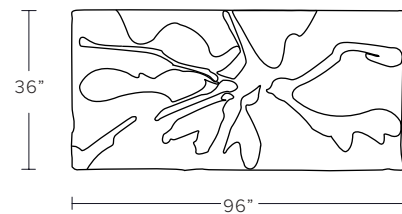
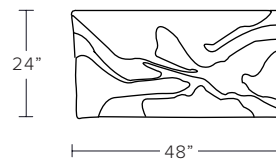
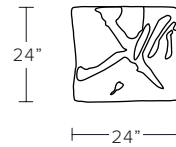
AVAILABLE FINISHES


Metal - burnished metal, polished obsidian

*premium finish - refer to price guide for additional charges

ADDITIONAL NOTES

General lead time for standard finishes is 12-14 weeks. Updated lead times provided at time of formal quoting.





WARP ROUND MIRROR



WARP ROUND MIRROR

MODEL NO: 10321X01

Crushed, polished metal mirror.

AS SHOWN (IN PHOTO)

Metal - polished metal

DIMENSIONS

Available in three sizes

Small - 16"W x 3"D x 18"H

Medium - 22"W x 3"D x 24"H

Large - 28"W x 5"D x 30"H

*due to organic crushing process, dimensions may vary

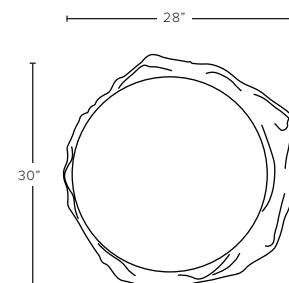
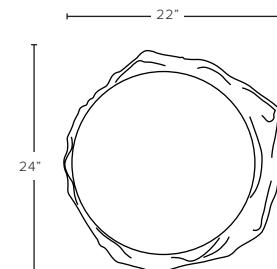
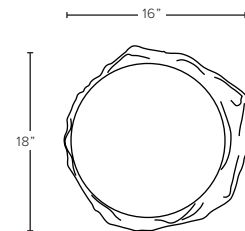
AVAILABLE FINISHES


Metal - polished metal

*premium finish - refer to price guide for additional charges

ADDITIONAL NOTES

General lead time for standard finishes is 12-14 weeks. Updated lead times provided at time of formal quoting.





SWELL MIRROR



SWELL MIRROR

MODEL NO: 10380101

Monolithic, sculpted metal form swelling off the wall to reveal a brilliant metal polish

AS SHOWN (IN PHOTO)

Metal - brushed to polished ombré metal

DIMENSIONS

84"W x 9"D x 30"H


*custom sizing upon request

AVAILABLE FINISHES

Metal - brushed to polished ombré metal

ADDITIONAL NOTES

General lead time for standard finishes is 12-14 weeks. Updated lead times provided at time of formal quoting.



LIGHTBULB REPLACEMENT GUIDE

INCANDESCENT

Rock Edge Candelier	30" OD	60 W	Item Code: 704160 (Bulbrite)
	36" OD	60 W	Item Code: S2422 (Satco)
	42" OD	75 W	Item Code: 705175 (Bulbrite)
	48" OD		
Ostrea / Jules Chandelier		60 W	Item Code: 136019 (Bulbrite)
Calla Mobile / Chandelier / Pendant		6 W	Item Code: 708106 (Bulbrite)
Infinity Chandelier			
Infinity Cluster / Sconce / Clear Band Sconce /			
Optic Marble Cluster / Sconce / Spun Thread Cluster / Sconce		15 W	Item Code: IN-706115 (Bulbrite)
Infinity Pendant /		40 W	Item Code: IN-134106 (Bulbrite)
Clear Band Pendant (Wide / Sphere)		60 W	Item Code: 136019 (Bulbrite)
Clear Pendant (Long) / Floor Lamp		30 W	Item Code: 133009 (Bulbrite)
Budding Pendant		40 W	Item Code: S3828 (Satco)
Budding Chandelier / Sconce / Tidal Chandelier /		25 W	Item Code: 391025 (Bulbrite)
Moon Orchid - Crest / Cascading / Sconce			
Eclipse Pendant		40 W	Item Code: 393004 (Bulbrite)
Lumenariums (High & Low)		25 W	Item Code: 707211 (Bulbrite)
		30 W	Item Code: 133009 (Bulbrite)
		40 W	Item Code: 705140 (Bulbrite)

LED ALTERNATIVES

Rock Edge Candelier	30" OD	2 W	Item Code: 776608 (Bulbrite)
	36" OD		
	42" OD	4W	Item Code: 776507 (Bulbrite)
	48" OD		
Ostrea / Jules Chandelier /		5 W	Item Code: 776801 (Bulbrite)
Infinity Pendant / Clear Band Pendant (Wide / Sphere)			
Clear Band Pendant (Long) / Floor Lamp		4 W	Item Code: 776907 (Bulbrite)
Infinity Cluster / Sconce /			
Optic Marble Cluster / Sconce /		2.5 W	Item Code: 776904 (Bulbrite)
Spun Thread Cluster / Sconce			
Infinity Chandelier / Clear Band Sconce /		2 W	Item Code: T22D-X2DF-E12 (SuperBrightLEDs)
Moon Orchid Sconce			
Budding Chandelier / Sconce		4 W	Item Code: OPR-G45-4W-2700K-F (Opalray)
Budding Pendant		9 W	Item Code: 28395 (Creative Green)
Moon Orchid - Crest / Cascading / Crest Sconce /		4 W	Item Code: 1002919757 (EcoSmart)
Tidal Chandelier			
Eclipse Pendant		4 W	item Code: 1002917889 (EcoSmart)

CARE & MAINTENANCE GUIDE

EXPOSURE

- Do not store handblown glass near steel or other glass items which can scratch or damage the surface.
- Keep pieces inside where temperatures are regulated. Glass can experience thermal shock and break if you expose it to extreme temperature variations.
- Wire and hardware components can be cleaned with denatured alcohol or your standard glass cleaner

GLASS

- Mirror face can be cleaned with a microfiber cloth and warm water or Windex. The back and side of hand-blown mirror should be left untouched by water and solvents. If needed clean with hand-held duster.
- Rondelle glass can be cleaned with warm water and wiped with a soft cloth after cleaning to avoid water spots.
- With the exception of gold leaf products, hand-wash all handblown glass items with denatured alcohol, or warm water.
- Wipe the glass inside and out with a soft cloth after cleaning to avoid water spots.
- Gold leaf glass may be cleaned with a soft cloth and an ammonia-free glass cleaner.
- Remove water spots with a mixture of warm water and vinegar.

METAL

- Do not use acetone, solvents, mineral spirits or harsh chemicals.
- Metal finishes can be cleaned using a soft cloth and diluted simple green solution

WOOD

- Wood components can be cleaned using a soft damp cloth and diluted simple green in localized areas.
- To brighten the appearance of the wood, we recommend routine application of Howard Feed-N-Wax
- Always use a clean soft cloth when applying any conditioner.

LEATHER

- Leather components can be cleaned with a clean soft cloth and a good quality leather conditioner. Do not use a leather conditioner with any harsh solvents. We recommend Chamberlain's Leather Milk Number 1. Buff in conditioner with a clean soft cloth.

TERMS AND CONDITIONS

TERMS

All John Pomp furniture and lighting is made to order. A deposit of 50% of sale price is required before work will commence. Lead time for production is 8-12 weeks (10-14 for non-standard finishes). Lead time commences at time of shop drawing approval. Shipping time is additional. Full payment, including state or local tax if applicable, crating, handling, storage and insurance (if applicable), shall be made by Customer and received by John Pomp before delivery or shipment to Customer. Rush orders will be assessed with an additional rush fee and expedited shipping fee.

PRICES

All prices are to the trade, freight on board (F.O.B.) Philadelphia, PA. Prices do not include: shipping charges, storage, local delivery, cartoning, crating, packing, sales tax, or uncrating. Prices are in U. S. Dollars.

ORDERING PROCEDURE

All orders must be in writing on order form, with name, purchase order number and full description of desired product included on your purchase order. Deposit check of 50% of sale price must accompany your order and be mailed to our office:

John Pomp

2135 E. Westmoreland Street

Philadelphia, PA 19134

Any alterations or deviation from the specifications involving extra costs will be executed only upon written orders and subject to additional charges and lead time. All pertinent information (checklists, drawings for reference, etc.) is required on orders before production can begin. Shop drawing approval process may affect lead time, if applicable. Shop drawings submitted for edits, comments or approval must be reviewed and sent back to the studio within 5 business days or less from receipt of initial drawings. Production commences once drawing is approved. Approved drawings must be signed, dated and sent back to John Pomp. Once final invoice is paid in full, a signed and dated release confirmation must be sent to John Pomp either via fax, email or certified mail. Fixtures are not adjustable on site.

Lead times will vary by product, the availability of materials and the current production schedule. All quoted completion dates are approximate and cannot be guaranteed until production commences. Rush fees can be assessed prior to placing an order and will be determined based off current production schedule.

Due to limited space in our studio, all orders must be shipped upon completion and final payment. Items not picked up within 20 days of completion will be subject to storage and handling fees. Minimum storage fees of \$250 per month, per item, will be added to your final invoice. No order will be released until storage fees have been paid.

Smaller items will ship via UPS, larger items will ship via freight. If white glove or expedited services are preferred, please specify prior to final invoicing. Delivery dates are approximate and John Pomp will not be responsible for any delay or failure to perform due to circumstances beyond our control. Standard transit for freight is 12-14 business days via PLYCON. In all cases, it is the responsibility of the purchaser to determine if the size of the completed product can be accepted through entry doors. John Pomp does not accept responsibility or liability where on-site conditions and limitations prevent final delivery of items.

Our shipping and handling quotes do not include import duty and VAT. If International crate is required for final destination, it must be clearly indicated on the purchase order.

DESIGNS / DIMENSIONS

All designs are the property of John Pomp. We reserve the exclusive right to produce these designs. Design details are subject to change without notice. All dimensions are approximate. Variations and imperfections are a regular occurrence with the glassblowing process and are integral to achieve the organic quality of our aesthetic.

John Pomp, or a member of John Pomp will be permitted to photograph the installed fixture upon completion of the project.

LUMENAIRES

John Pomp operates as a UL Certified shop and all standard components used in our fixtures have been fabricated in accordance with UL regulations. UL listing will be automatically included for fixtures that meet UL regulations at no additional cost. UL listing information can be found in the John Pomp catalog.

CARE AND MAINTENANCE

Wear nitrile gloves when handling all components of fixture, especially during installation. We recommend using denatured alcohol on all glass components. Cleaning the metal components depends on which finish your piece was made with. Satin chrome, satin nickel, satin brass, oil rubbed blackened steel, light oil rubbed blackened steel, oxidized brass and antique brass finishes can be cleaned using diluted Simple Green solution. DO NOT use acetone or mineral spirits to clean the metal components. Wires can be cleaned with denatured alcohol or your standard glass cleaner. Please refer to care & maintenance and lightbulb resource guide supplied in your shipment for more information regarding care of your product and replacement bulbs.

CHANGES / CANCELLATIONS

Changes in orders are subject to prior written approval by John Pomp. Changes may affect the price and cause production/shipping delays. Cancellations accepted after production begins may forfeit deposit.

RETURNS

We do not accept returns unless the order has arrived damaged. If there are circumstances that require us to accept a return, please note that this will be subject to a 25% restocking fee and the item must be in resalable condition. No returns will be accepted without prior written consent of John Pomp. Authorized returns must be shipped in accordance with shipping instructions issued by John Pomp. Unauthorized returns will be refused. If a rewire of a fixture is required, the original purchase order name/number must be referenced and a quote will be provided. The client will be responsible for repacking and returning the fixture. John Pomp is not responsible for any damage that may have occurred to the fixture upon original installation, de-installation, packing or return shipping. Therefore, once the fixture is received, John Pomp will notify the showroom and/or client of damage as well as any initial cost for touch-up or repair.

FORCE MAJEURE

John Pomp is not liable for delays in shipping or failure to perform due to labor dispute, earthquake, acts of God, compliance with government regulations, or any other cause beyond our control.

TERMS AND CONDITIONS (cont'd)

CLAIMS

All orders are carefully inspected prior to shipment. Our products are packed to exceed UPS and freight shipping requirements and are packed free from defects. When the freight company or delivery service accepts your order the merchandise belongs to you. Purchases must be carefully inspected promptly upon delivery (within 7 business days). If there is any damage, you must describe the extent of damage on the delivery receipt, including photos of damage. All claims must be made in writing and delivered to the freight carrier and John Pomp within 10 days of receiving. Keep all packing materials included in original shipment and repack items the same way they came to return fixture.

WARRANTY

John Pomp products are warranted against defective workmanship and materials for up to one (1) year from date of delivery. This warranty does not extend to customer-supplied materials. During the warranty period, John Pomp will, at its discretion, repair or replace defective merchandise free of charge. This warranty does not extend to damage resulting from shipping, faulty installation, accident, misuse, tampering, alteration, neglect or abuse, nor does it apply to unauthorized repairs. Natural imperfections, minor differences in color density of glass and variegation in metal patinas are inherent qualities of the materials and finishes used in hand made lighting fixtures and are not to be considered defects, therefore are not covered under warranty. In no event shall liability exceed the original purchase price of the lighting fixture(s). John Pomp is committed to producing the highest quality glass and metal products that are thoughtfully and carefully engineered.